



SUZUKI MARINE

Parts Book

DT 150 (1986)

DT 200 (1986)



1703 Hwy 35 So., Laurence Harbor, NJ 08879

(732) 264-7176

(800) 338-0645 FAX (732) 264-2472

www.brownspoint.com

When it becomes necessary to replace parts on SUZUKI OUTBOARD MOTORS, always use SUZUKI GENUINE PARTS which have passed a strict inspection which guarantees quality and performance.

This parts catalogue covers the list of all service parts for SUZUKI DT150TC VG, DT150STC VG, DT200TC VG.

The basic model of this part catalogue is DT150/200TC VG E3.

INSTRUCTIONS FOR QUOTING THE CATALOGUE

1. DIMENSIONS

Dimensions of the parts in this catalogue are indicated in unit millimeters.

2. ABBREVIATIONS

Abbreviations used in this catalogue are as follows:

- | | | | |
|---------|---------------------------|-----------|-------------------|
| AR | : As required | NT | : Number of teeth |
| ASSY | : Assembly | OPT | : Optional |
| E.No. | : Engine number | OS | : Over size |
| F.No. | : Frame number | STD | : Standard |
| d | : Diameter of material | T | : Thickness |
| ID | : Inside diameter | US | : Under size |
| OD | : Outside diameter | W | : Width |
| L | : Length | S,L,UL,LL | : Transom type |
| LH | : Left hand side | | |
| RH | : Right hand side | | |
| -123456 | : Up to F.No.15001-123456 | | |
| 123456~ | : From F.No.15001-123456 | | |
- 12 x 34 x 5.6Figures in the description column show the dimensions of parts.
- | | | |
|----|----|-----------|
| | | |
| ID | OD | T(or W,L) |

To 12345-56781 (Parts No.) : indicates that the parts number was changed to 12345-56781 and the new parts are interchangeable with the former ones but the former ones are not interchangeable with new ones.

From 12345-56781 (Parts No.) : indicates that the former and new parts are interchangeable with each other and both are usable.

3. INNER PARTS OF ASSEMBLY

Part name with a dot (.) in front as shown in the description column indicates the component of the assembly also available individually.

4. MODIFICATION NOTICE

A parts bulletin will be sent to you on all occasions when changes in parts occur, including interchangeable modifications between new parts and old ones.

5. NOTE

- 5-1. There are some different parts from those of production models among spare parts for the administrative reasons and common use of them with other models.
- 5-2. In respect of rubber hoses and vinyl tubes, please be sure to use them by cutting off according to the length mentioned on parts catalogue or what is actually required on the vehicle.
- 5-3. Note that the drawings on the illustration page are for ready reference of spare parts number, not to be used as an assembly manual. When assembling, use "SUZUKI SERVICE MANUAL".

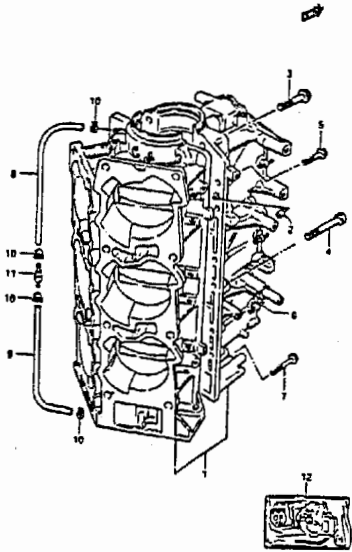
6. ENGINE NUMBER

DT150TC VG : 15001-601001-602891
 DT200TC VG : 20001-601001-602076

7. COLOR

Color No.	Color description
02M	Arctic Silver
01T	Francois White-2

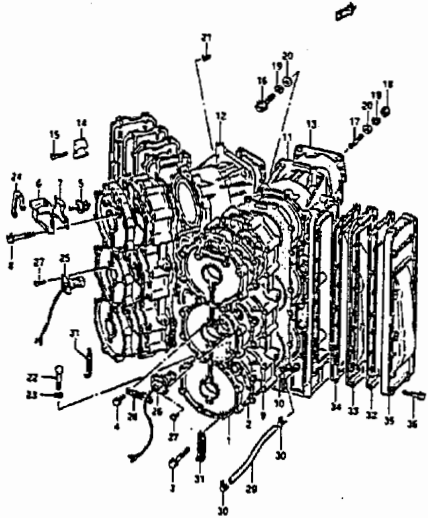
FIG.1



DT150/200 VG E3

B2

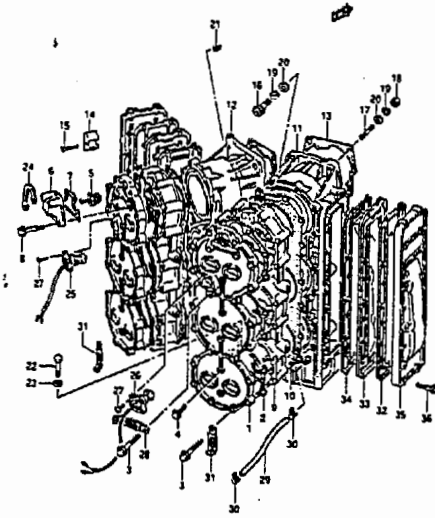
FIG.2



DT150/200 VG E3

B3

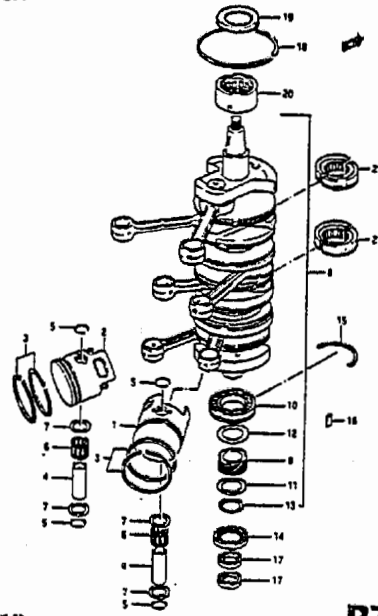
FIG.3



DT150/200 VG E3

B5

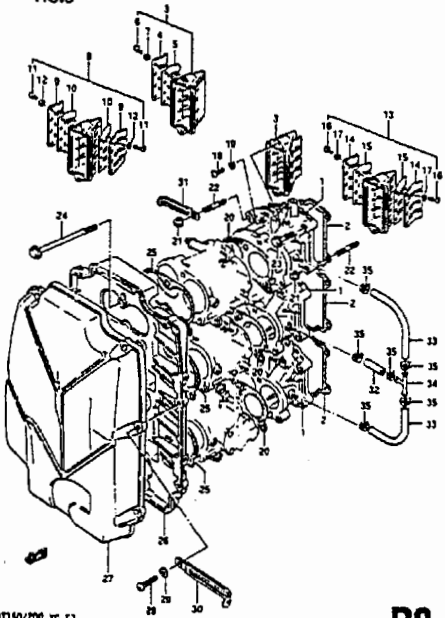
FIG.4



DT150/200 VG E3

B7

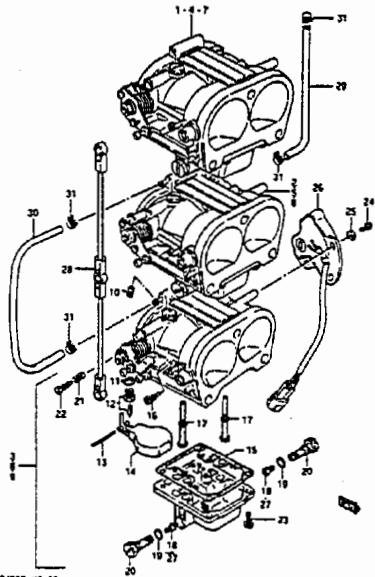
FIG.5



DT150/200 VG E3

B8

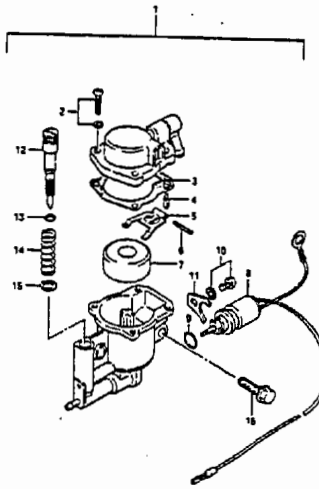
FIG.6



DT150/200 VG E3

B10

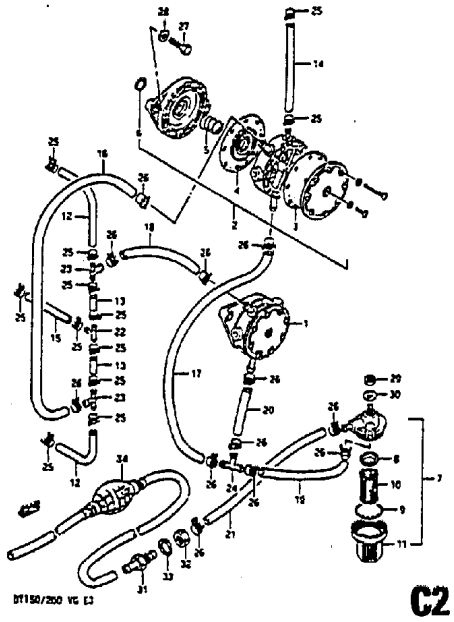
FIG.7



DT150/200 VG E3

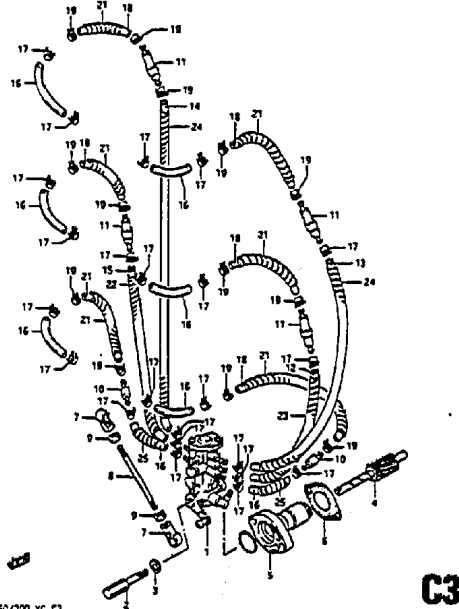
B12

FIG. 8



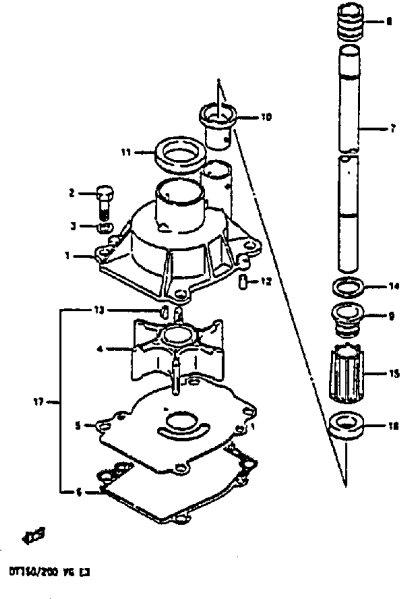
C2

FIG. 9



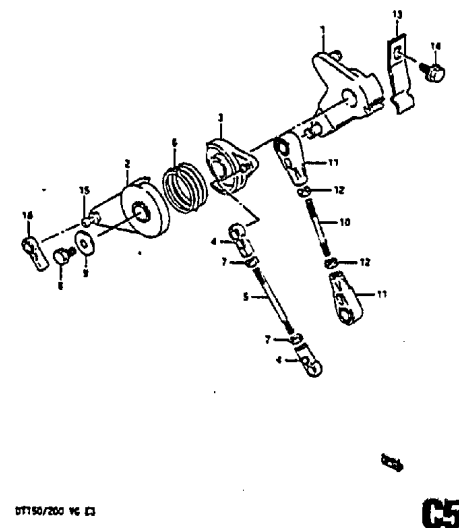
C3

FIG. 10



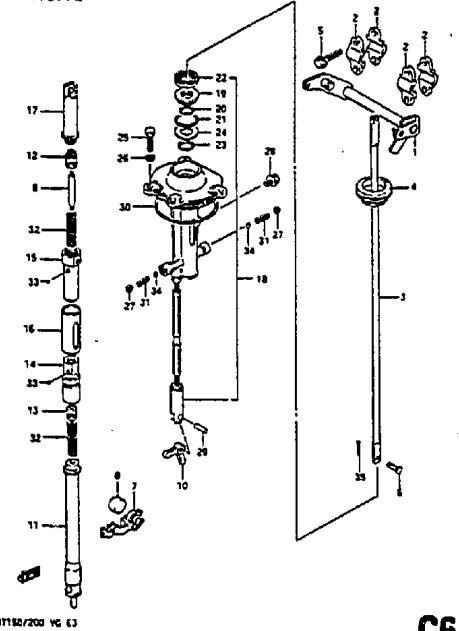
C4

FIG. 11



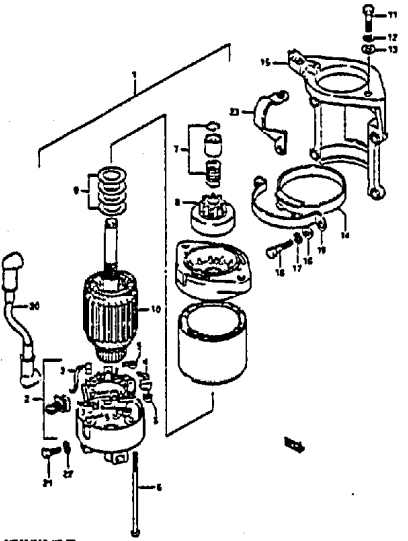
C5

FIG. 12



C6

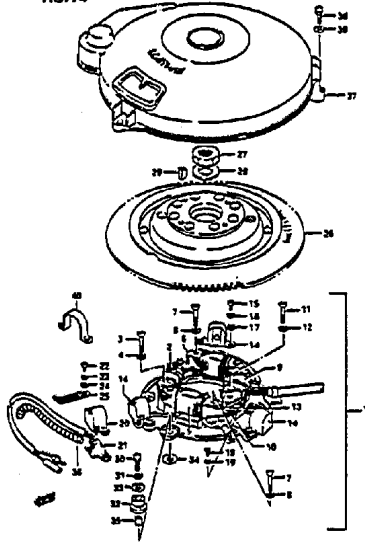
FIG. 13



DT152/200 VC D3

D2

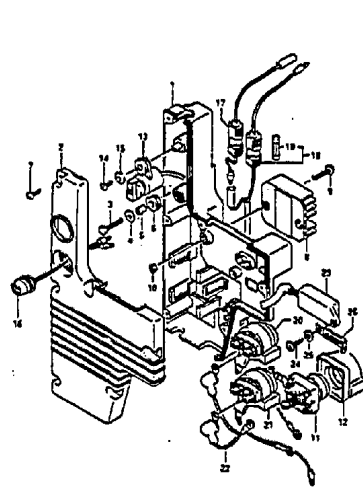
FIG. 14



DT152/200 VC D3

D3

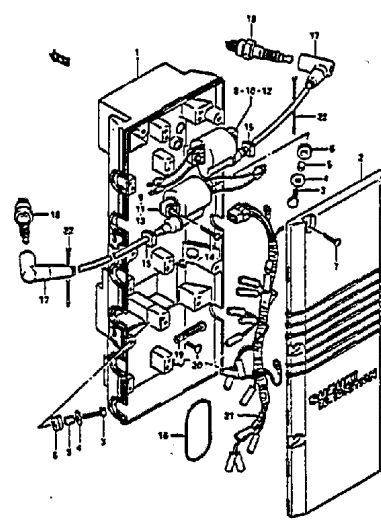
FIG. 15



DT152/200 VC D3

D5

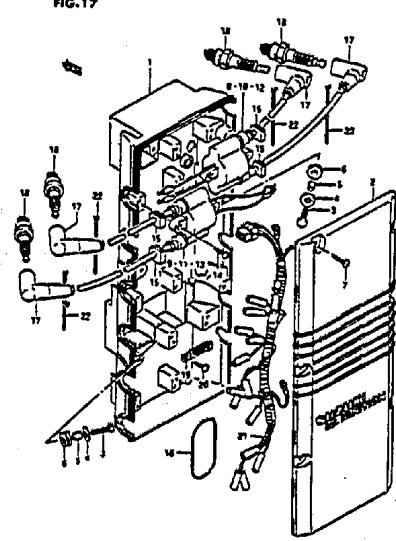
FIG. 16



DT152/200 VC D3

D6

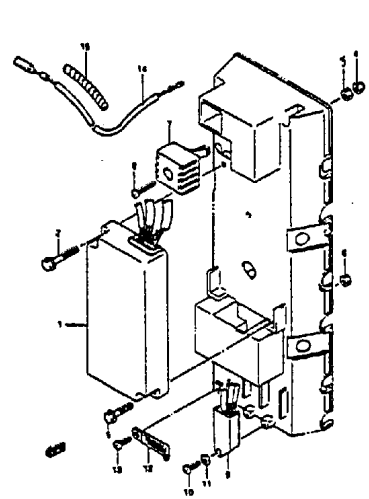
FIG. 17



DT152/200 VC D3

D7

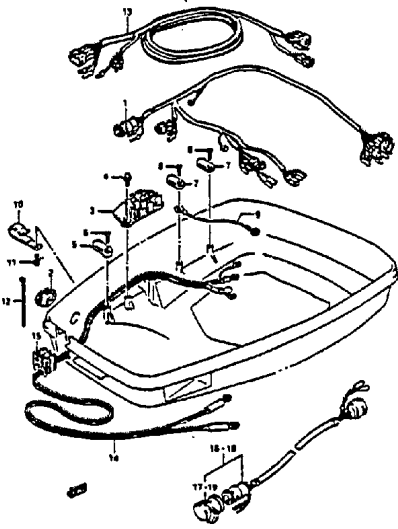
FIG. 18



DT152/200 VC D3

D8

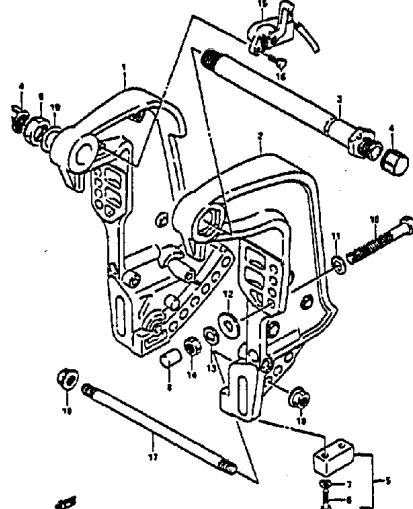
FIG. 19



DT152/200 VC D3

D9

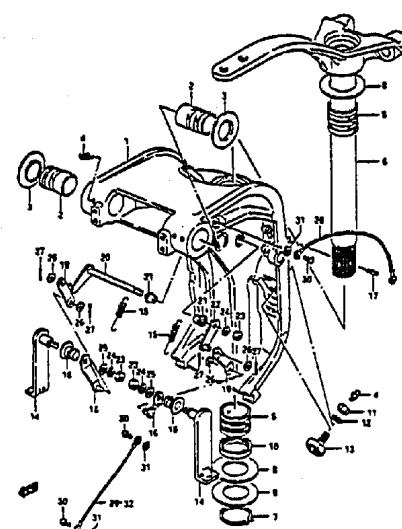
FIG. 20



DT152/200 VC D3

D10

FIG. 21



DT152/200 VC D3

D11

E2

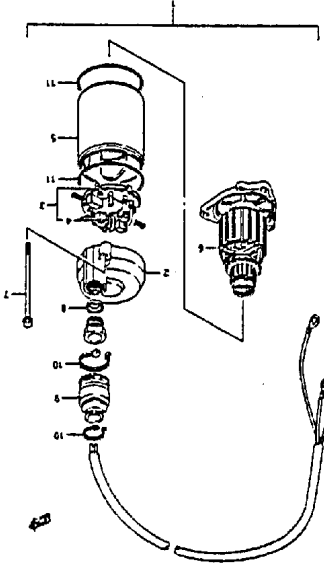


FIG. 22

E7

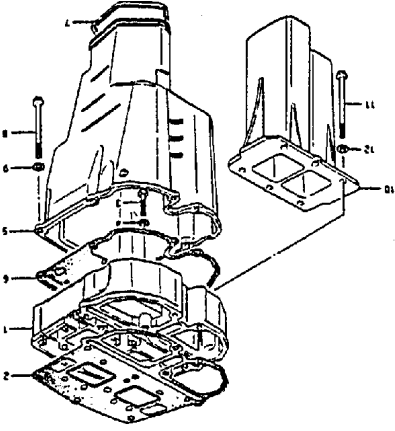


FIG. 26

E3

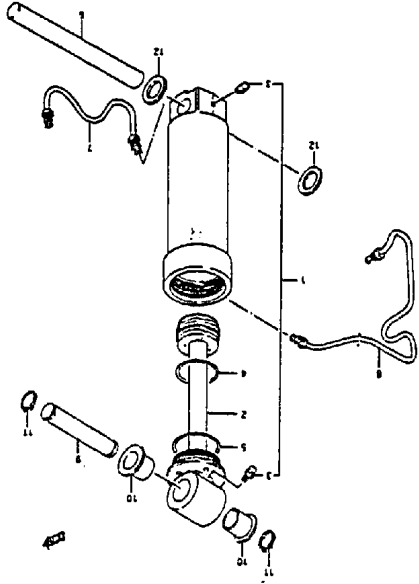


FIG. 23

FIG. 27

E8

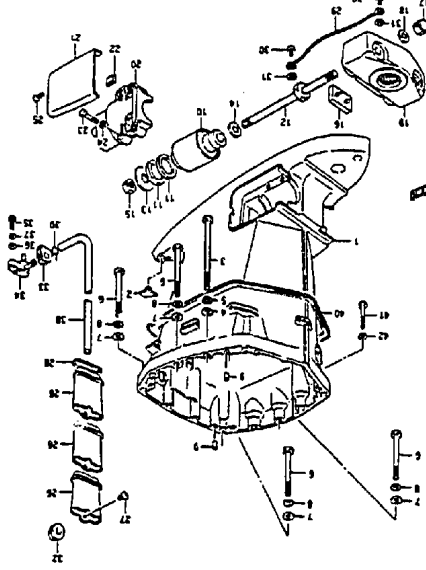
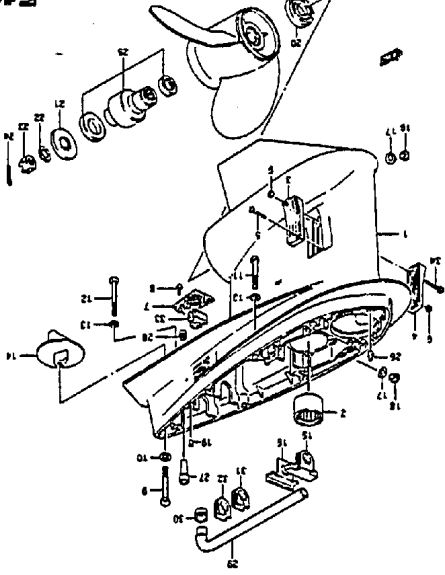


FIG. 28

E10



E4

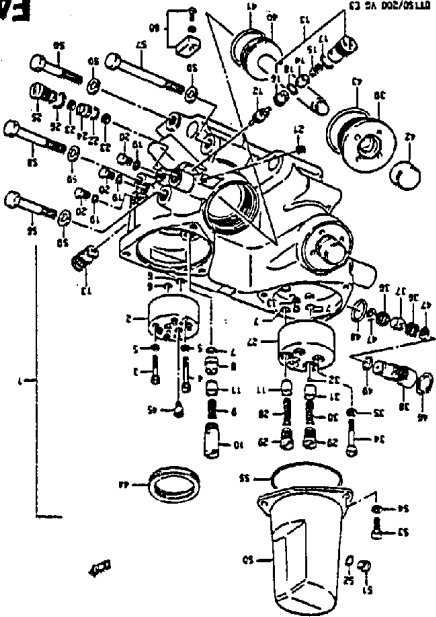


FIG. 24

E6

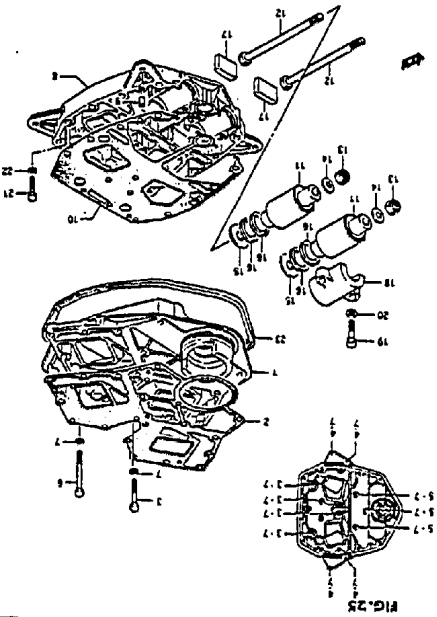
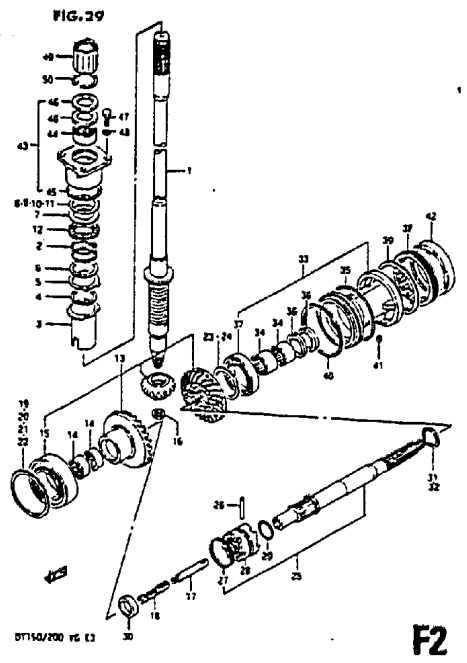
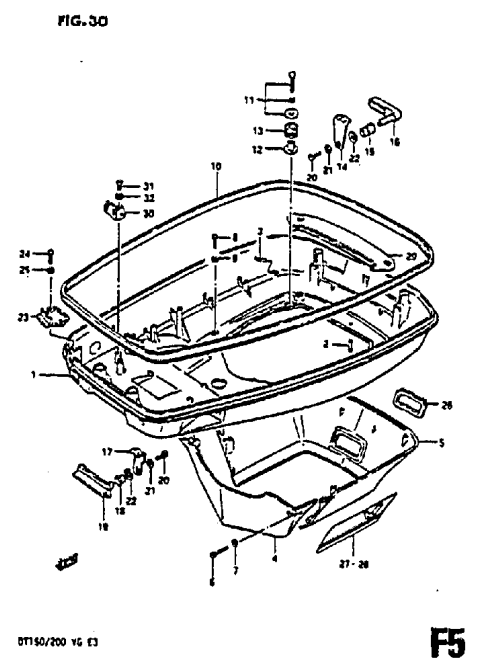


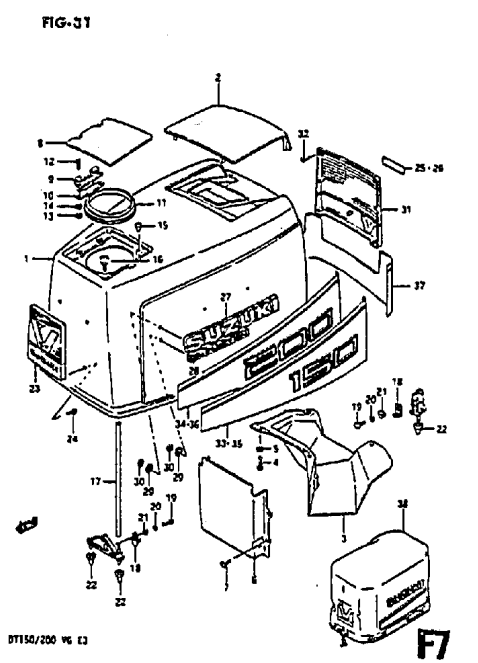
FIG. 25



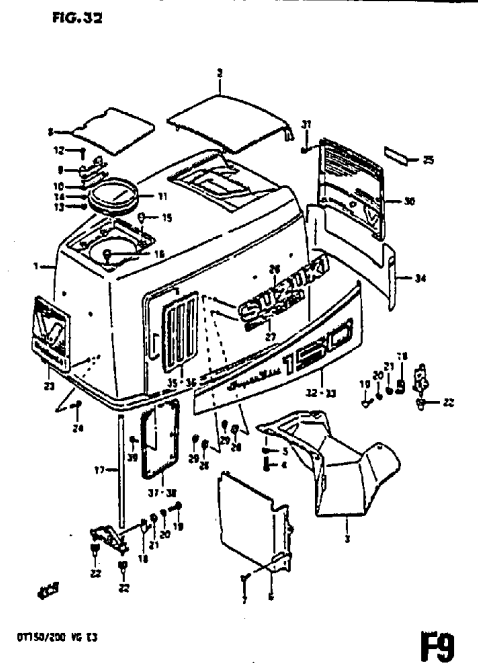
F2



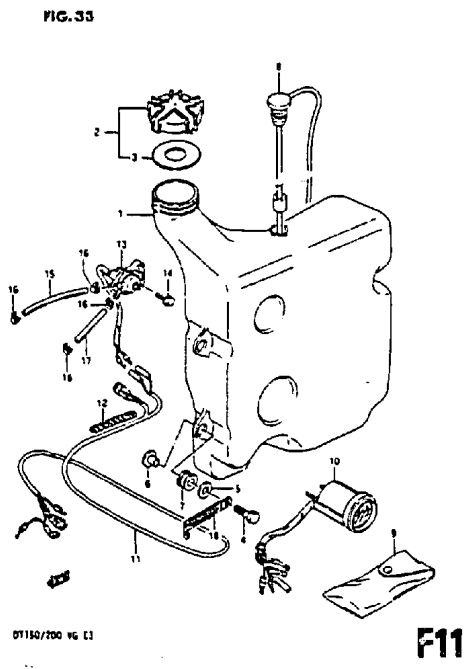
F5



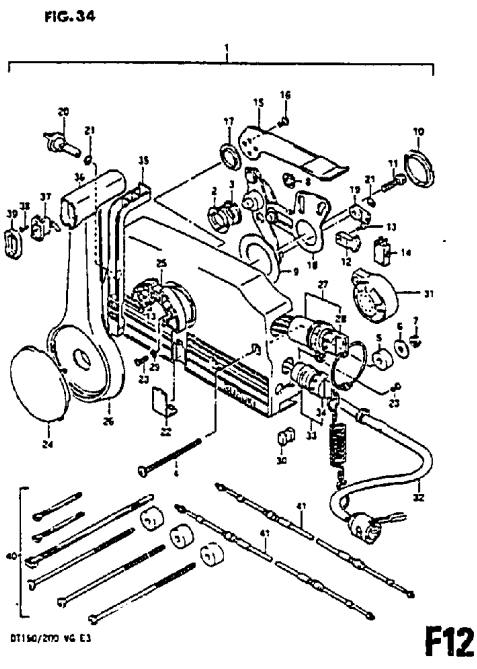
F7



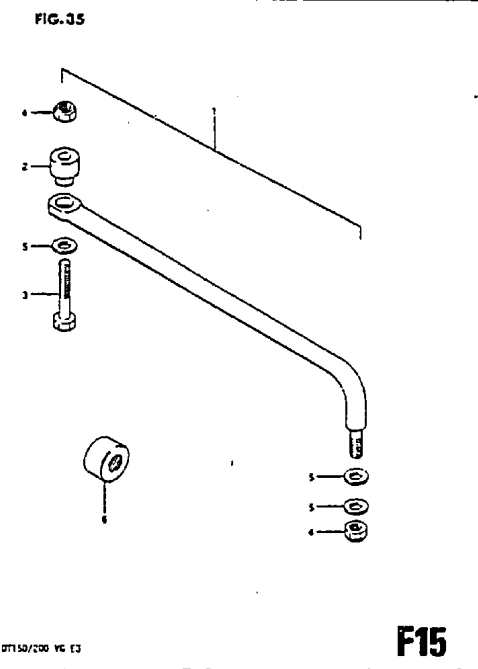
F9



F11



F12



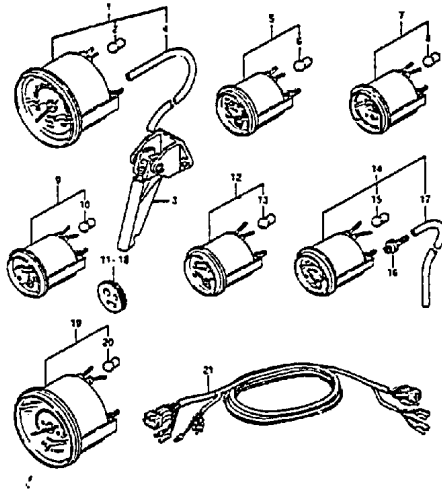
F15

FIG. 36

THIS PAGE INTENTIONALLY LEFT BLANK

G2

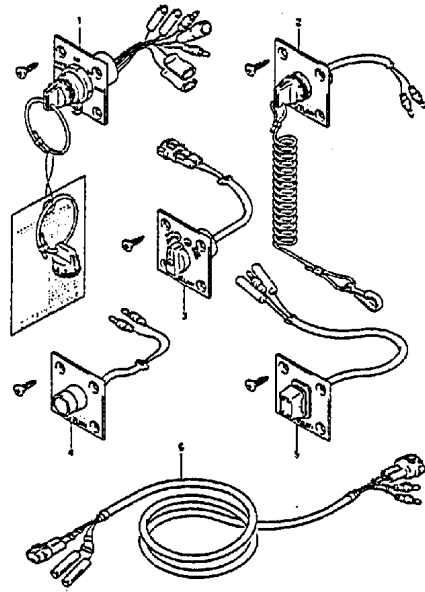
FIG. 37



DT150/200 VG E3

G3

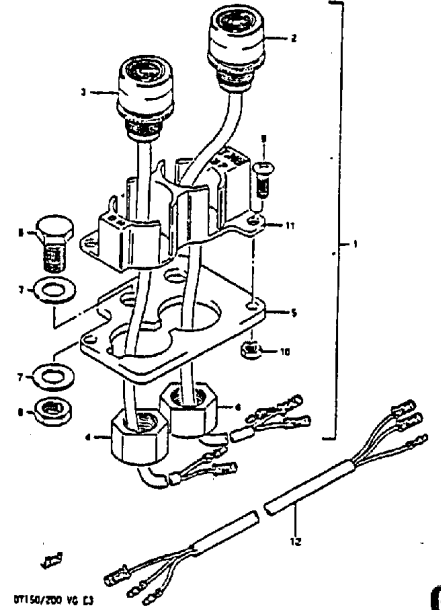
FIG. 38



DT150/200 VG E3

G4

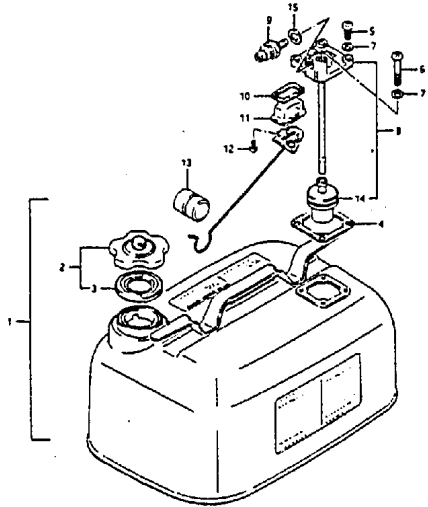
FIG. 39



DT150/200 VG E3

G5

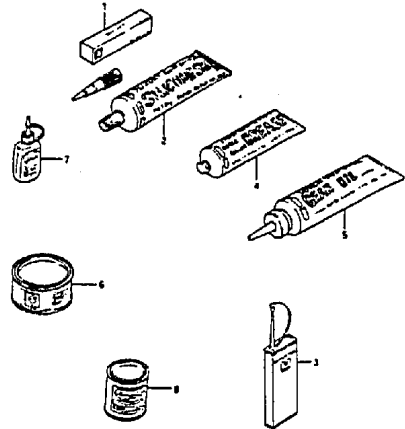
FIG. 40



G6

DT150/200 VG E3

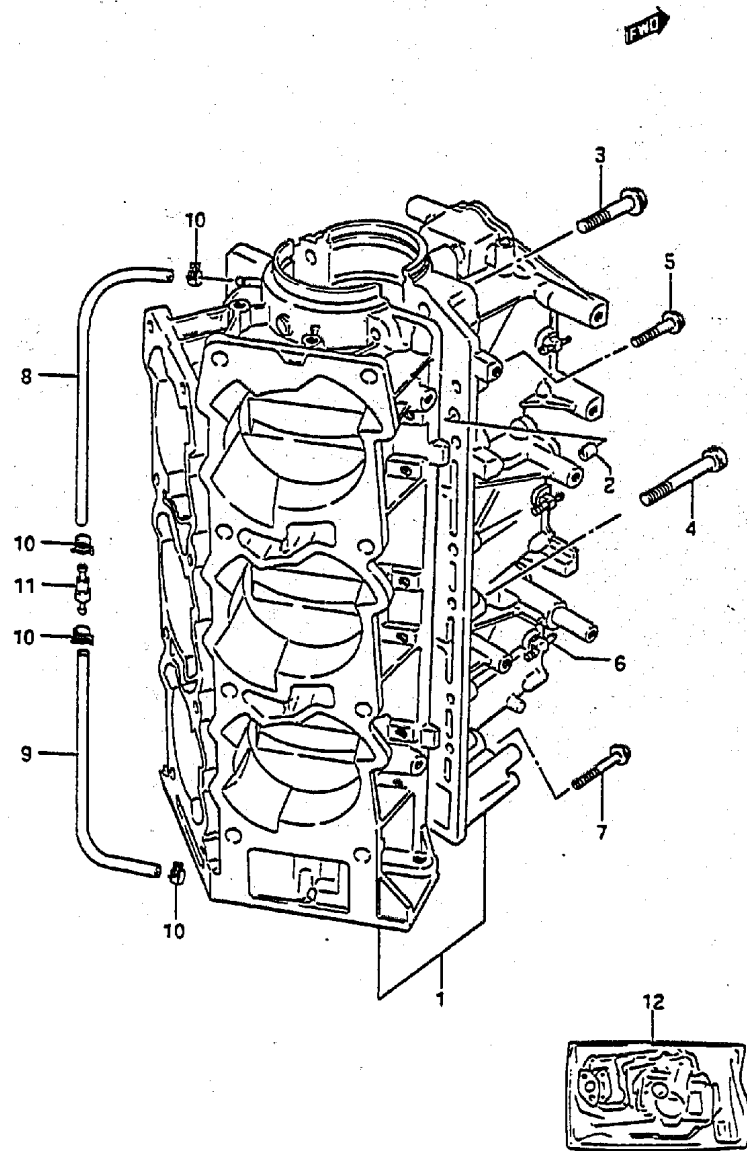
FIG. 41



DT150/200 VG E3

G7

FIG.1



REF.NO.	PART NO.	DESCRIPTION	Q'TY	REMARKS
1-1	11300-87001-02M	CRANKCASE ASSY	1	DT150
1-2	11300-87002-02M	CRANKCASE ASSY	1	DT150S
1-3	11300-87003-02M	CRANKCASE ASSY	1	DT200
1-4	11300-87001-01T	CRANKCASE ASSY	1	DT150
1-5	11300-87002-01T	CRANKCASE ASSY	1	DT150S
1-6	11300-87003-01T	CRANKCASE ASSY	1	DT200
2	04211-11129	.PIN	2	
3	09106-10045	.BOLT	2	L:50
4	09106-10046	.BOLT	6	L:80
5	01537-08402	.BOLT	12	
6	16710-87000	.CHECK VALVE	6	
7	01517-06502	BOLT	2	
8	09343-03051	HOSE, lubrication upper	1	L:330
9	09343-03051	HOSE, lubrication lower	1	L:330+200
10	09401-06405	CLIP	4	
11	16710-95200	CHECK VALVE	1	
12-1	11400-87861	GASKET SET	1	OPT,DT150,DT200
12-1	11400-87871	GASKET SET	1	OPT,DT150S

FIG.2

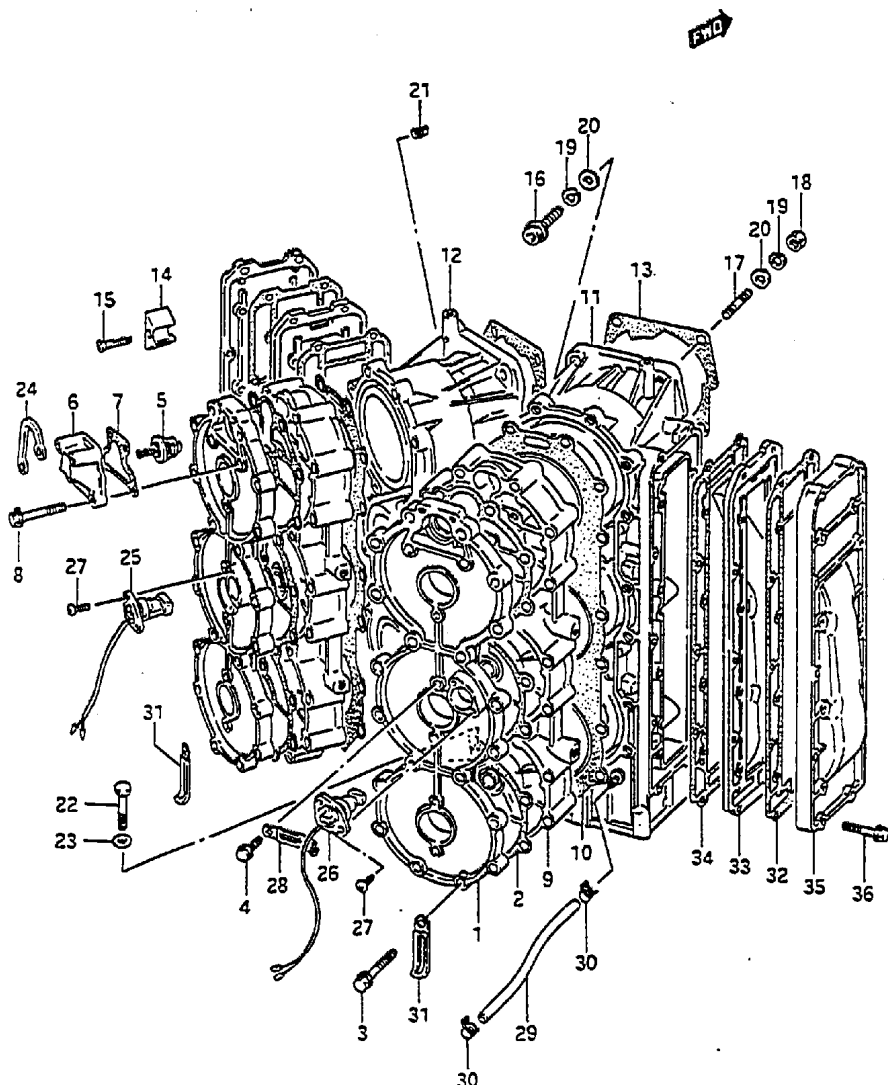


FIG.2 (B- 3) CYLINDER HEAD (DT150/200)

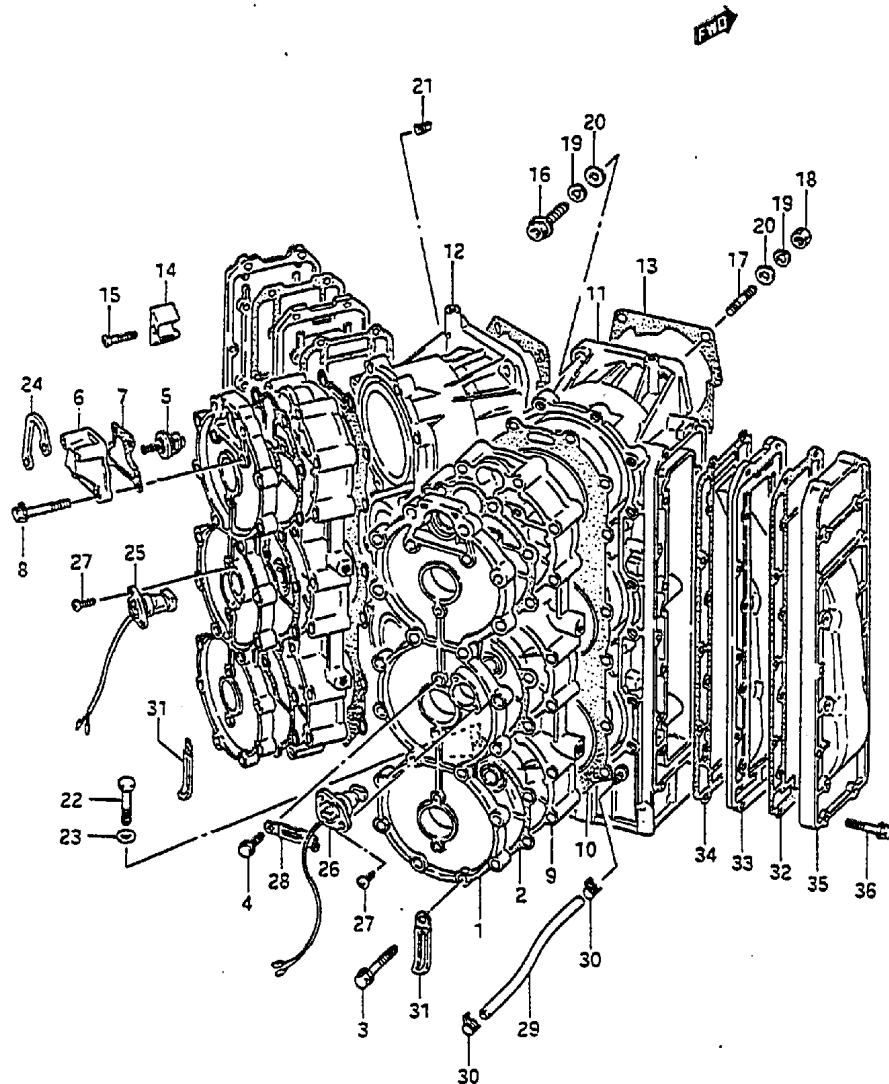
Q'TY

REF.NO.	PART NO.	DESCRIPTION	Q'TY	REMARKS
1-1	11161-87000-02M	COVER, cylinder head	2	
1-2	11161-87000-01T	COVER, cylinder head	2	
2	11162-87000	GASKET, cover	2	
3	09103-08196	BOLT	40	
4	01517-06302	BOLT	10	
5	17670-87001	THERMOSTAT (42°C)	2	
6-1	17681-87000-02M	COVER, thermostat	2	
6-2	17681-87000-01T	COVER, thermostat	2	
7	17685-87000	GASKET, thermostat cover	2	
8	01517-06402	BOLT	8	
9-1	11111-87001-02M	CYLINDER HEAD	2	
9-2	11111-87001-01T	CYLINDER HEAD	2	
10	11141-87090	GASKET, cylinder head	2	
11-1	11210-87004-02M	CYLINDER, STBD	1	DT150
11-2	11210-87004-01T	CYLINDER, STBD	1	DT150
11-3	11210-88002-02M	CYLINDER, STBD	1	DT200
11-4	11210-88002-01T	CYLINDER, STBD	1	DT200
12-1	11220-87004-02M	CYLINDER, PORT	1	DT150
12-2	11220-87004-01T	CYLINDER, PORT	1	DT150
12-3	11220-88002-02M	CYLINDER, PORT	1	DT200
12-4	11220-88002-01T	CYLINDER, PORT	1	DT200
13	11228-87002	GASKET, cylinder	2	
14	11281-87000	PROTECTION, anode	4	
15	09126-06005	SCREW	4	
16-1	09106-10044	BOLT	8	DT150:-602427 DT200:-601667
16-2	09106-10047	BOLT	8	DT150:602428- DT200:601668-
17	09108-10089	STUD BOLT	8	
18	08310-12102	NUT	8	
19	08321-31102	LOCK WASHER	16	
20	08322-11102	WASHER	16	

Refer to FIG.3 (B-5.6) for DT150S

FIG.2

Q'TY



REF.NO.	PART NO.	DESCRIPTION	Q'TY	REMARKS
21	09246-04003	PLUG	1	
22	09100-08246	BOLT (L:80)	2	
23	09160-08082	WASHER	2	
24-1	11291-87000-02M	HOOK, engine	1	
24-2	11291-87000-01T	HOOK, engine	1	
25	34870-87001	SENSOR, cooling water,L	1	
26	34870-94602	SENSOR, cooling water,R	1	
27	09132-05025	SCREW	4	
28	09404-06201	CLAMP	2	
29	09343-05137	HOSE, inspection (L:500~150)	1	
30	09401-08411	CLIP	2	
31	09404-08203	CLAMP	4	
32-1	14151-87000	GASKET, exhaust cover	2	DT150:-602427 DT200:-601667
32-2	14151-87001	GASKET, exhaust cover	2	DT150:602428- DT200:601668-
33	14131-87000	PLATE, exhaust	2	
34	14153-87090	GASKET, exhaust plate	2	
35-1	14141-87001-02M	COVER, exhaust	2	
35-2	14141-87001-01T	COVER, exhaust	2	
36	01517-06352	BOLT	36	

Refer to FIG.3 (B-5.6) for DT150S

FIG.3

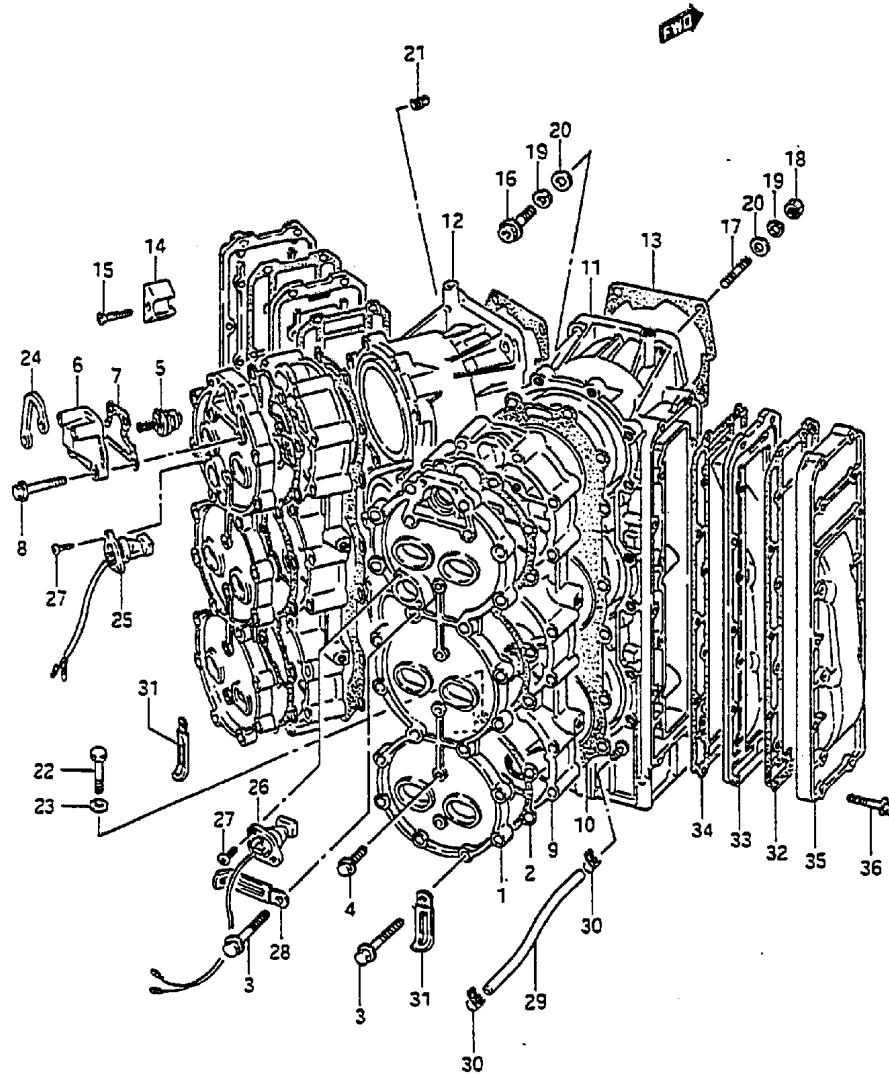
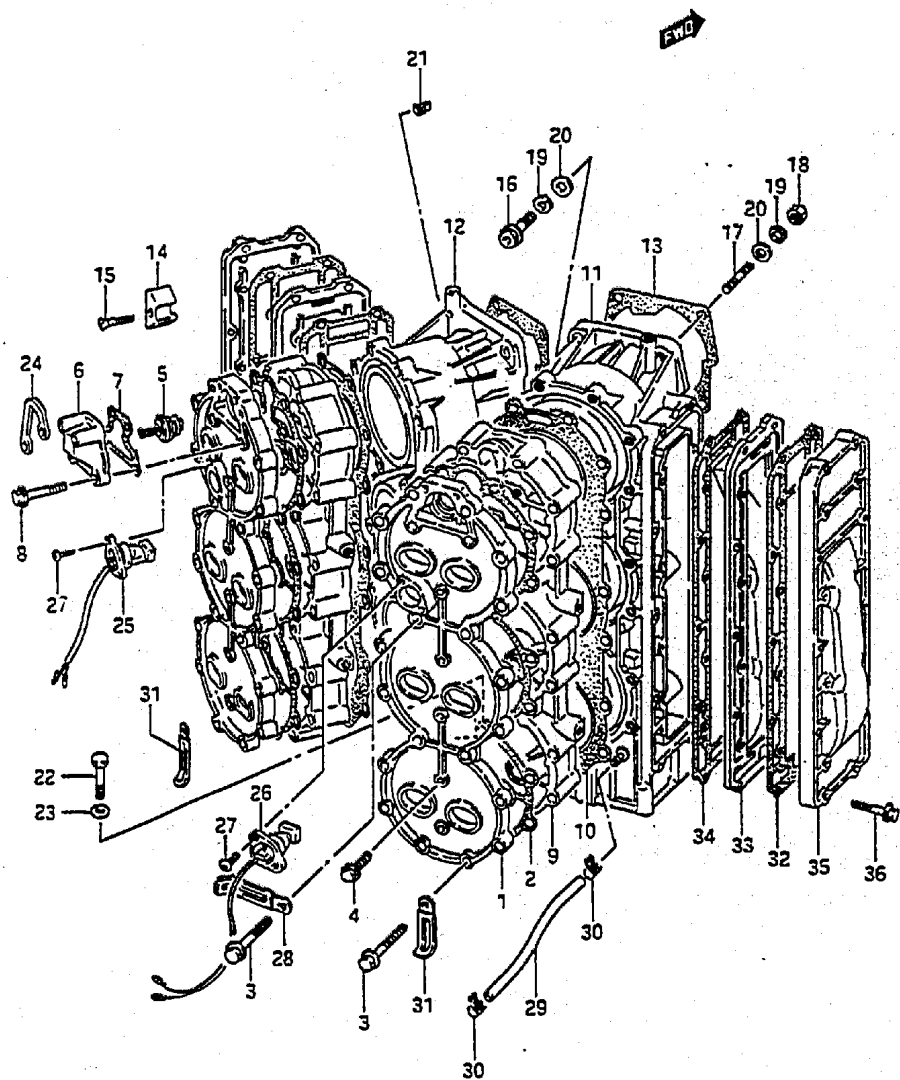


FIG.3 (B- 5) CYLINDER HEAD (01150S)

REF.NO.	PART NO.	DESCRIPTION	Q'TY	REMARKS
1-1	11161-87D10-02M	COVER, cylinder head	2	
1-2	11161-87D10-01T	COVER, cylinder head	2	
2	11162-87D11	GASKET, cover	2	
3	09103-08196	BOLT	40	
4	01517-06302	BOLT	10	
5	17670-87D01	THERMOSTAT (42°C)	2	
6-1	17681-87D00-02M	COVER, thermostat	2	
6-2	17681-87D00-01T	COVER, thermostat	2	
7	17685-87D00	GASKET, thermostat cover	2	
8	01517-06402	BOLT	8	
9-1	11111-87D11-02M	CYLINDER HEAD	2	
9-2	11111-87D11-01T	CYLINDER HEAD	2	
10	11141-87D90	GASKET, cylinder head	2	
11-1	11210-87D04-02M	CYLINDER, STBD	1	
11-2	11210-87D04-01T	CYLINDER, STBD	1	
12-1	11220-87D04-02M	CYLINDER, PORT	1	
12-2	11220-87D04-01T	CYLINDER, PORT	1	
13	11228-87D02	GASKET, cylinder	2	
14	11281-87D00	PROTECTION, anode	4	
15	09126-06005	SCREW	4	
16-1	09106-10044	BOLT	8	-602550
16-2	09106-10047	BOLT	8	602551~
17	09108-10089	STUD BOLT	8	
18	08310-12102	NUT	8	
19	08321-31102	LOCK WASHER	16	
20	08322-11102	WASHER	16	

FIG.3

FIG.3 (B- 6) CYLINDER HEAD (DT150S)

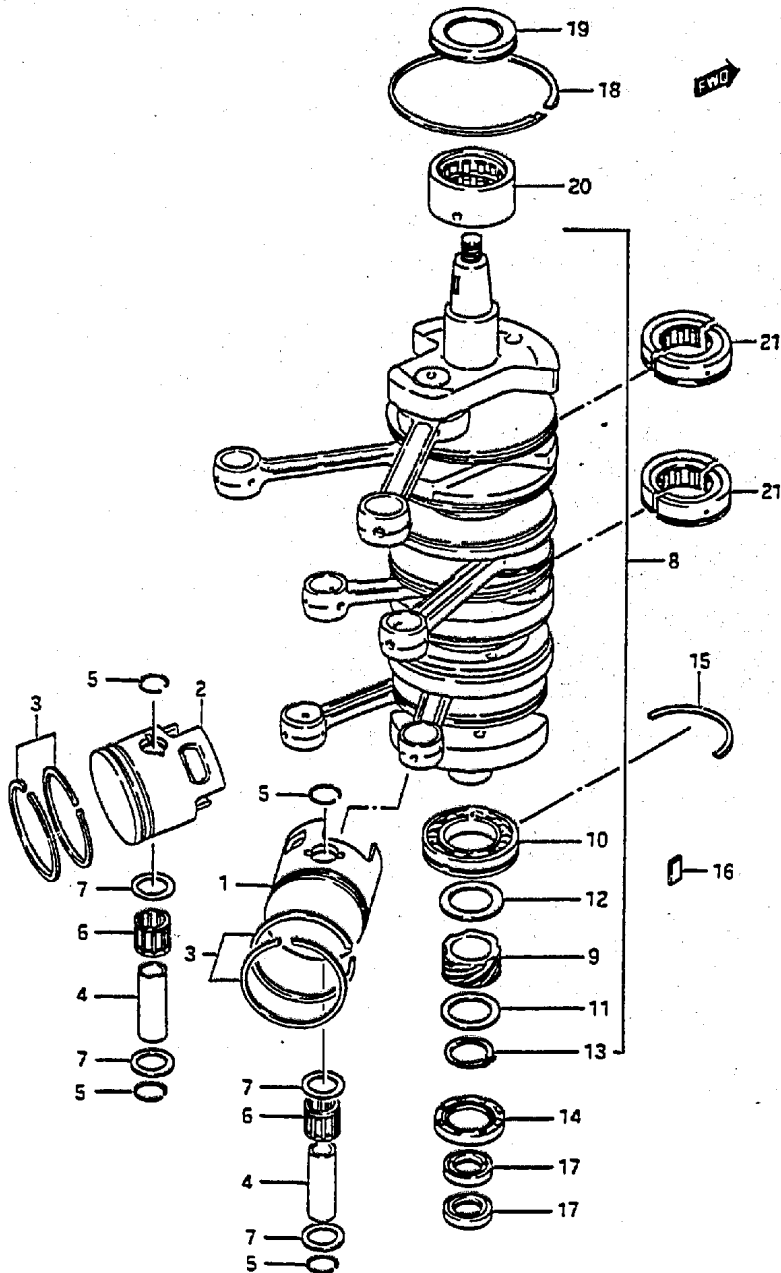


Q'TY

REF.NO.	PART NO.	DESCRIPTION	Q'TY	REMARKS
21	09246-04003	PLUG	1	
22	09100-08246	BOLT (L:80)	2	
23	09160-08082	WASHER	2	
24-1	11291-87000-02M	HOOK, engine	1	
24-2	11291-87000-01T	HOOK, engine	1	
25	34870-87001	SENSOR, cooling water,L	1	
26	34870-94602	SENSOR, cooling water,R	1	
27	09132-05025	SCREW	4	
28	09404-08201	CLAMP	2	
29	09343-05137	HOSE, inspection (L:500+150)	1	
30	09401-08411	CLIP	2	
31	09404-08203	CLAMP	4	
32-1	14151-87000	GASKET, exhaust cover	2	-602550
32-2	14151-87001	GASKET, exhaust cover	2	602551-
33	14131-87000	PLATE, exhaust	2	
34	14153-87090	GASKET, exhaust plate	2	
35-1	14141-87001-02M	COVER, exhaust	2	
35-2	14141-87001-01T	COVER, exhaust	2	
36	01517-06352	BOLT	36	

FIG. 5 (B-7) CRANKSHAFT

FIG. 4



Q'TY

REF.NO.	PART NO.	DESCRIPTION	Q'TY	REMARKS
1-1	12110-87001	PISTON, STBD	3	
1-2	12110-87003-025	PISTON, STBD (OS:0.25)	3	OPT,+12110-88000-025 W/12140-88000-025
1-3	12110-87003-050	PISTON, STBD (OS:0.50)	3	OPT,+12110-88000-050 W/12140-88000-050
2-1	12120-87001	PISTON, PORT	3	
2-2	12120-87003-025	PISTON, PORT (OS:0.25)	3	OPT,+12120-88000-025 W/12140-88000-025
2-3	12120-87003-050	PISTON, PORT (OS:0.50)	3	OPT,+12120-88000-050 W/12140-88000-050
3-1	12140-95250	RING SET, piston	6	
3-2	12140-95311-025	RING SET, piston (OS:0.25)	6	OPT
3-3	12140-95311-050	RING SET, piston (OS:0.50)	6	OPT
4	12151-87000	PIN	6	
5	09381-22004	CIRCLIP	12	
6	09263-22045	BEARING	6	
7	08211-22361	WASHER	12	
8	12200-87000	CRANKSHAFT ASSY	1	
9	16321-94600	.GEAR, oil pump drive	1	
10	09262-45005	.BEARING, crankshaft under	1	
11	08211-35481	.WASHER, oil pump drive under	1	
12	08211-35522	.WASHER, oil pump drive upper	1	
13	08331-31356	.CIRCLIP, drive gear	1	
14	09283-35030	SEAL, crankshaft under oil	1	
15	09390-80003	C RING	1	
16	04221-04089	KNOCK PIN, crankshaft bearing	3	
17	09282-24002	OIL SEAL	2	
18	12323-87001	RING, crankshaft seal	5	
19	09283-45003	OIL SEAL, upper	1	
20	09269-45003	BEARING, crankshaft upper	1	
21	09269-45004	BEARING, crankshaft middle	2	

OT150/200 VG E3

FIG.5

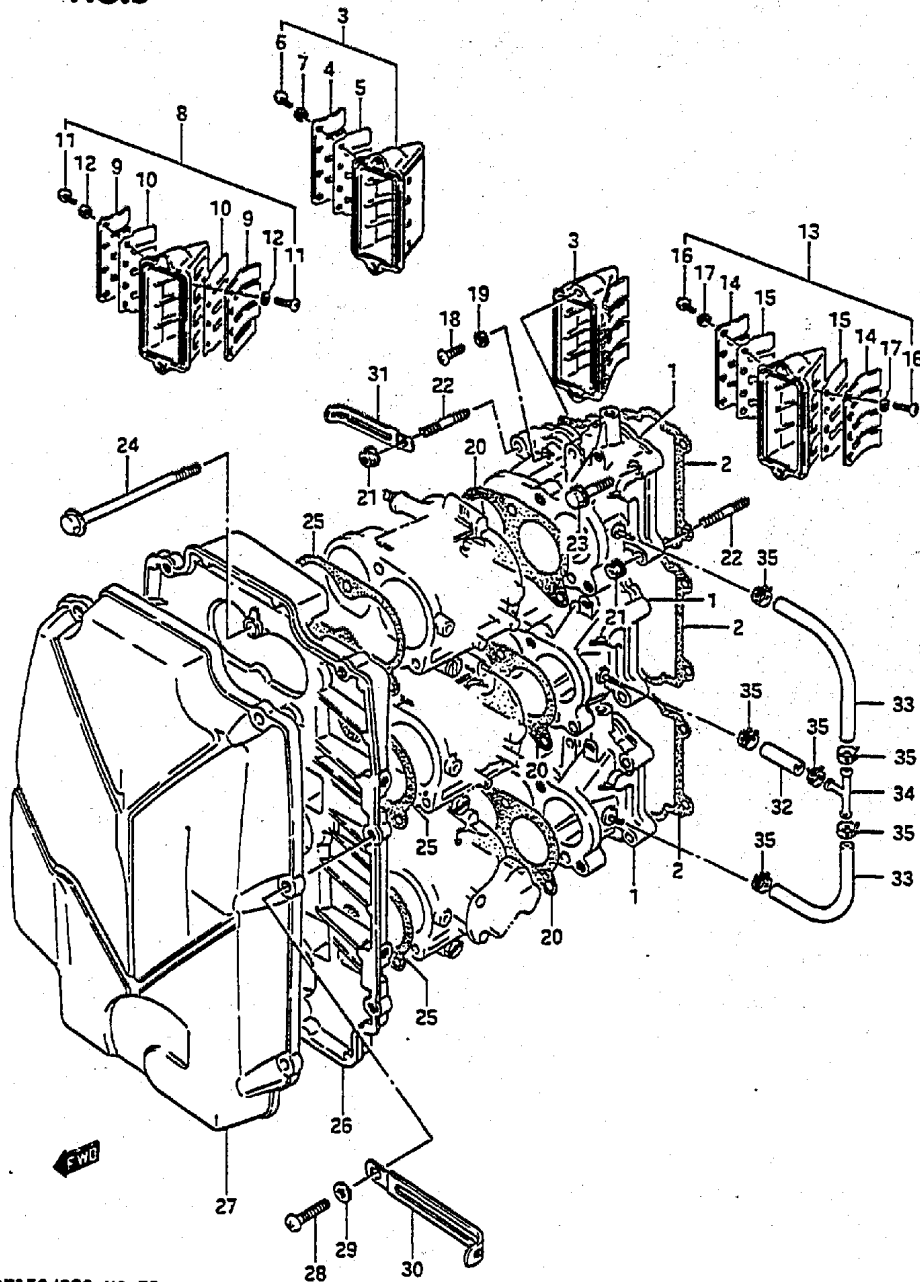
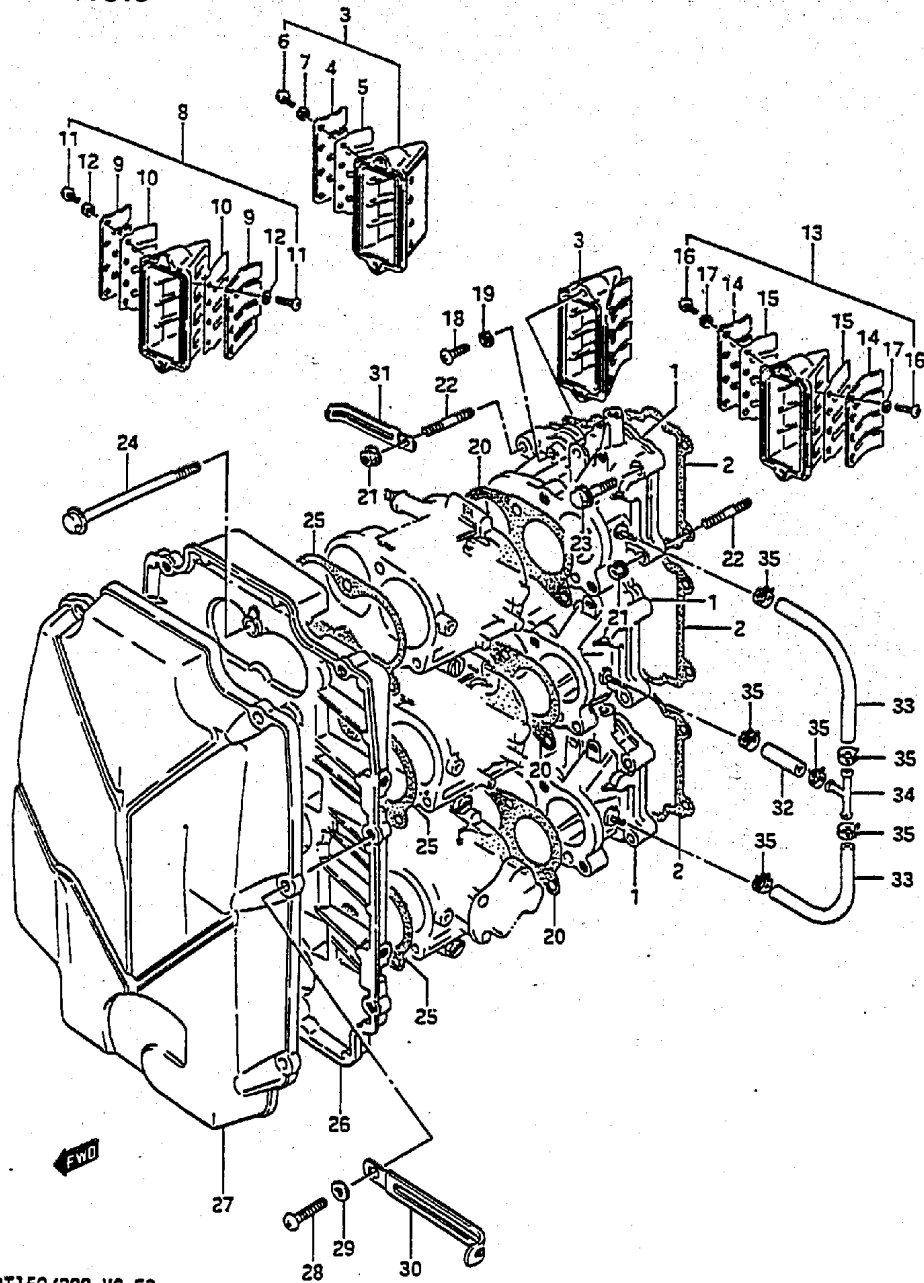


FIG.5 (B- 8) INLET CASE

Q'TY

REF.NO.	PART NO.	DESCRIPTION	Q'TY	REMARKS
1-1	13110-87D01-02M	CASE, inlet	3	DT150:-601130
1-2	13110-87D02-02M	CASE, inlet	3	DT150:601131-
1-3	13110-87D02-02M	CASE, inlet	3	DT200
1-4	13110-87D01-01T	CASE, inlet	3	DT150:-601130
1-5	13110-87D02-01T	CASE, inlet	3	DT150:601131-
1-6	13110-87D02-01T	CASE, inlet	3	DT200
2	13121-87D00	GASKET, inlet case	3	
3	13150-87D02	VALVE ASSY, reed	6	DT150
4	13152-87D01	.STOPPER	6	DT150
5	13153-87D00	.VALVE, reed	12	DT150
6	02112-03068	.SCREW	48	DT150
7	08321-21038	.LOCK WASHER	48	DT150
8	13150-87D11	VALVE ASSY, reed	6	DT150S
9	13152-87D11	.STOPPER	12	DT150S
10	13153-87D00	.VALVE, reed	12	DT150S
11	02112-03068	.SCREW	48	DT150S
12	08321-21038	.LOCK WASHER	48	DT150S
13	13150-88D02	VALVE ASSY, reed	6	DT200
14	13152-87D01	.STOPPER	12	DT200
15	13153-87D00	.VALVE, reed	12	DT200
16	02112-03068	.SCREW	48	DT200
17	08321-21038	.LOCK WASHER	48	DT200
18	02112-05252	SCREW	12	
19	08321-21052	LOCK WASHER	12	
20	13125-87D00	GASKET, carburetor	3	

FIG.5



DT150/200 VG E3

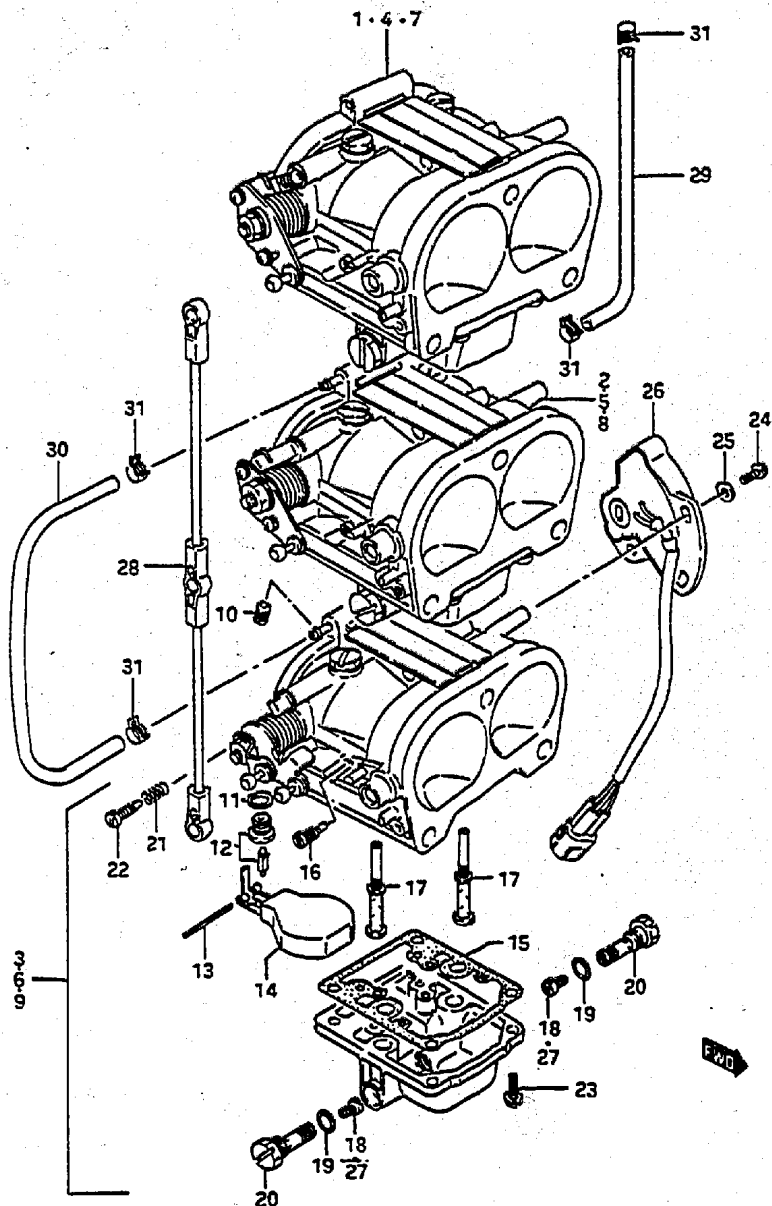
FIG.5 (8- 9) INLET CASE

REF.NO.	PART NO.	DESCRIPTION	Q'TY	REMARKS
21	08316-16062	NUT	6	
22	01421-06302	STUD BOLT	6	
23	01517-06352	BOLT	12	
24	09103-08188	BOLT	9	
25	13855-87000	GASKET, silencer	3	
26	13811-87001	CASE, silencer	1	
27	13812-87001	COVER, silencer	1	
28	02112-06252	SCREW	6	
29	08322-21062	WASHER	6	
30	09404-06205	CLAMP	1	
31	09404-06202	CLAMP	3	
32	09343-05396	HOSE	2	L:120→33
33	09343-05277	HOSE	4	L:540→150
34	09367-06002	3-WAY	2	
35	09401-08411	CLIP	12	

DT150/200 VG E3

FIG.6

FIG.6 (B-10) CARBURETOR



DT150/200 VG E3

REF. NO.	PART NO.	DESCRIPTION	Q'TY	REMARKS
1-1	L3201-87001	CARBURETOR, top	1	DT150,-602131
1-2	L3201-87002	CARBURETOR, top	1	DT150,602132-
2-1	L3202-87001	CARBURETOR, 2nd	1	DT150,-602131
2-2	L3202-87002	CARBURETOR, 2nd	1	DT150,602132-
3-1	L3203-87001	CARBURETOR, 3rd	1	DT150,-602131
3-2	L3203-87002	CARBURETOR, 3rd	1	DT150,602132-
4-1	L3201-87011	CARBURETOR, top	1	DT150S,-602239
4-2	L3201-87012	CARBURETOR, top	1	DT150S,602240-
5-1	L3202-87011	CARBURETOR, 2nd	1	DT150S,-602239
5-2	L3202-87012	CARBURETOR, 2nd	1	DT150S,602240-
6-1	L3203-87011	CARBURETOR, 3rd	1	DT150S,-602239
6-2	L3203-87012	CARBURETOR, 3rd	1	DT150S,602240-
7-1	L3201-88001	CARBURETOR, top	1	DT200,-601166
7-2	L3201-88002	CARBURETOR, top	1	DT200,601167-
8-1	L3202-88001	CARBURETOR, 2nd	1	DT200,-601166
8-2	L3202-88002	CARBURETOR, 2nd	1	DT200,601167-
9-1	L3203-88000	CARBURETOR, 3rd	1	DT200,-601166
9-2	L3203-88002	CARBURETOR, 3rd	1	DT200,601167-
10	09492-30004	.JET	6	
11	L3392-58600	.GASKET, needle valve	3	
12	L3370-28110	.NEEDLE VALVE ASSY	3	
13	L3254-87000	.PIN	3	
14	L3250-87000	.FLOAT ASSY	3	
15	L3251-87010	.GASKET, float	3	
16-1	09492-77001	.PILOT JET (77.5)	6	DT150,-602131
16-2	09492-87001	.PILOT JET (87.5)	6	DT150,602132-
16-3	09492-80003	.PILOT JET (80)	6	DT150S,-602239
16-4	09492-87001	.PILOT JET (87.5)	6	DT150S,602240-
16-5	09492-82002	.PILOT JET (82.5)	6	DT200,-601166
16-6	09492-90002	.PILOT JET (90)	6	DT200,601167-
17-1	L3235-87000	.MAIN NOZZLE	6	DT150
17-2	L3235-87010	.MAIN NOZZLE	6	DT150S
17-3	L3235-88000	.MAIN NOZZLE	6	DT200

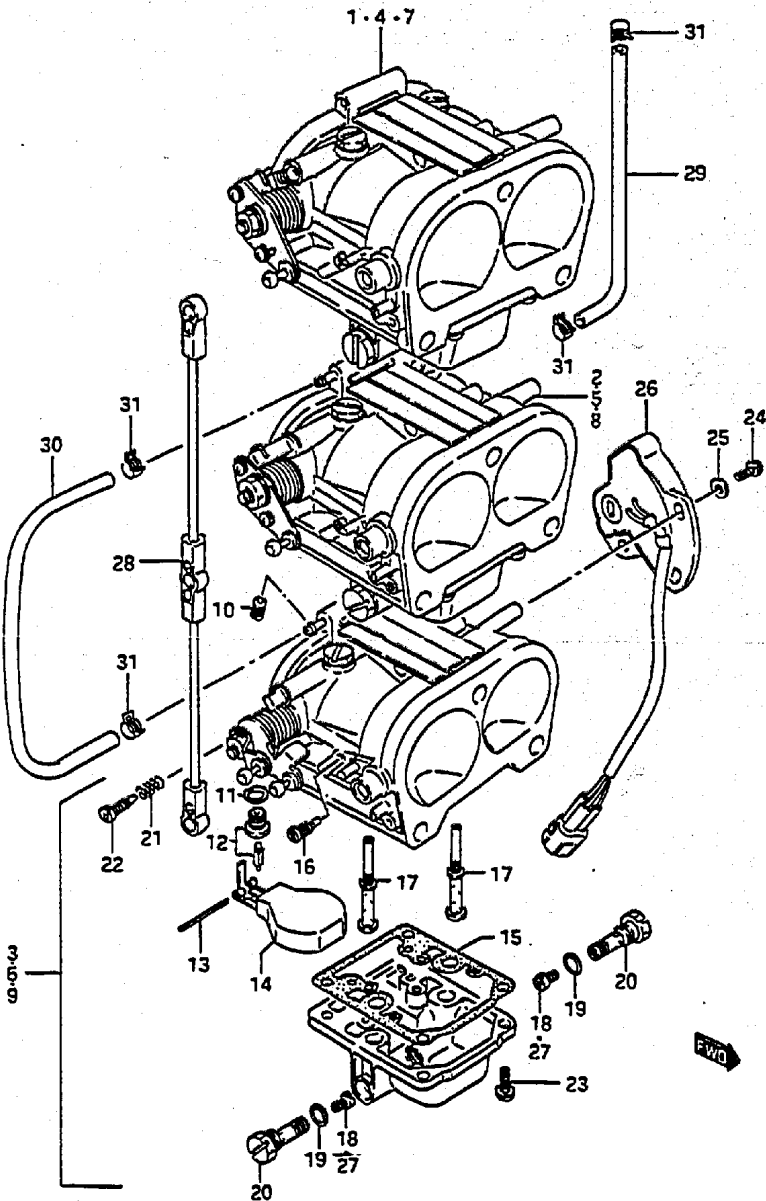
See Frame A6 & A7 for additional jet part numbers.

DT150/200 VG E3

Revised March 1987

B10

FIG.6



DT150/200 VG E3

FIG.6 (B-11) CARBURETOR

Q'TY

REF.NO.	PART NO.	DESCRIPTION	Q'TY	REMARKS
18-1	09491-31007	.MAIN JET (157.5)	6	DT150,-602L31
18-2	09491-32008	.MAIN JET (162.5)	6	DT150,602L32-
18-3	09491-29009	.MAIN JET (147.5)	6	DT150S
18-4	09491-32008	.MAIN JET (162.5)	6	DT200
19	13247-87000	.O RING, holder	6	
20	13246-87000	.JET HOLDER ASSY	6	
21	13663-87000	.SPRING	6	
22	13662-87000	.ADJUSTER	6	
23	13281-87000	.SCREW	12	
24	13691-87000	.SCREW	3	
25	13692-87000	.WASHER	3	
26	37810-87001	.SWITCH ASSY, throttle lever	1	
27-1	09491-33003	MAIN JET (167.5)	6	OPT
27-2	09491-32008	MAIN JET (162.5)	6	OPT
27-3	09491-31007	MAIN JET (157.5)	6	OPT
27-4	09491-30009	MAIN JET (152.5)	6	OPT
27-5	09491-29009	MAIN JET (147.5)	6	OPT
27-6	09491-28012	MAIN JET (142.5)	6	OPT
27-7	09491-27007	MAIN JET (137.5)	6	OPT
28	13510-87000	ROD, carburetor	1	
29	09343-03051	HOSE (VALVE TO 2ND CARB)	1	L:330+180
30	09343-03016	HOSE (CARB TO CARB)	1	L:235+220
31	09401-06405	CLIP	4	

See Frame A6 & A7 for additional jet part numbers.

DT150/200 VG E3

Revised March 1987

B11

FIG.7

FIG.7 (B-12) VALVE STARTER

Q'TY

REMARKS

REF.NO.	PART NO.	DESCRIPTION	Q'TY	REMARKS
1-1	13400-87D00	VALVE ASSY, starter	1	DT150:-602882 DT200:-602003
1-2	13400-87D01	VALVE ASSY, starter	1	DT150:602883- DT200:602004-
2	13427-87D00	.SCREW	4	
3	13265-94350	.GASKET	1	
4	13371-98300	.NEEDLE ASSY	1	
5	13282-94350	.ARM	1	
6	13254-98410	.PIN	1	
7	13270-94350	.FLOAT	1	
8	13428-87D00	.SOLENOID	1	
9	09280-08014	.O RING	1	
10	13435-87D00	.SCREW	1	
11	13434-87D00	.PLATE	1	
12	13425-87D00	.ADJUSTER	1	
13	13278-02340	.O RING	1	
14	13422-87D00	.SPRING	1	
15	13421-87D00	.WASHER	1	
16	01517-06202	BOLT	2	

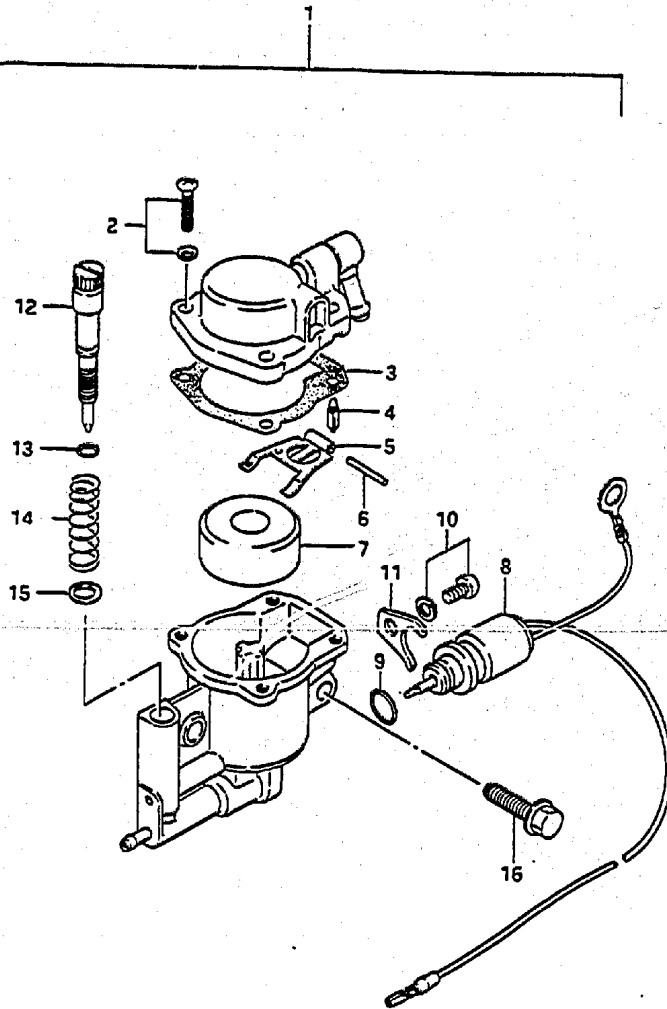
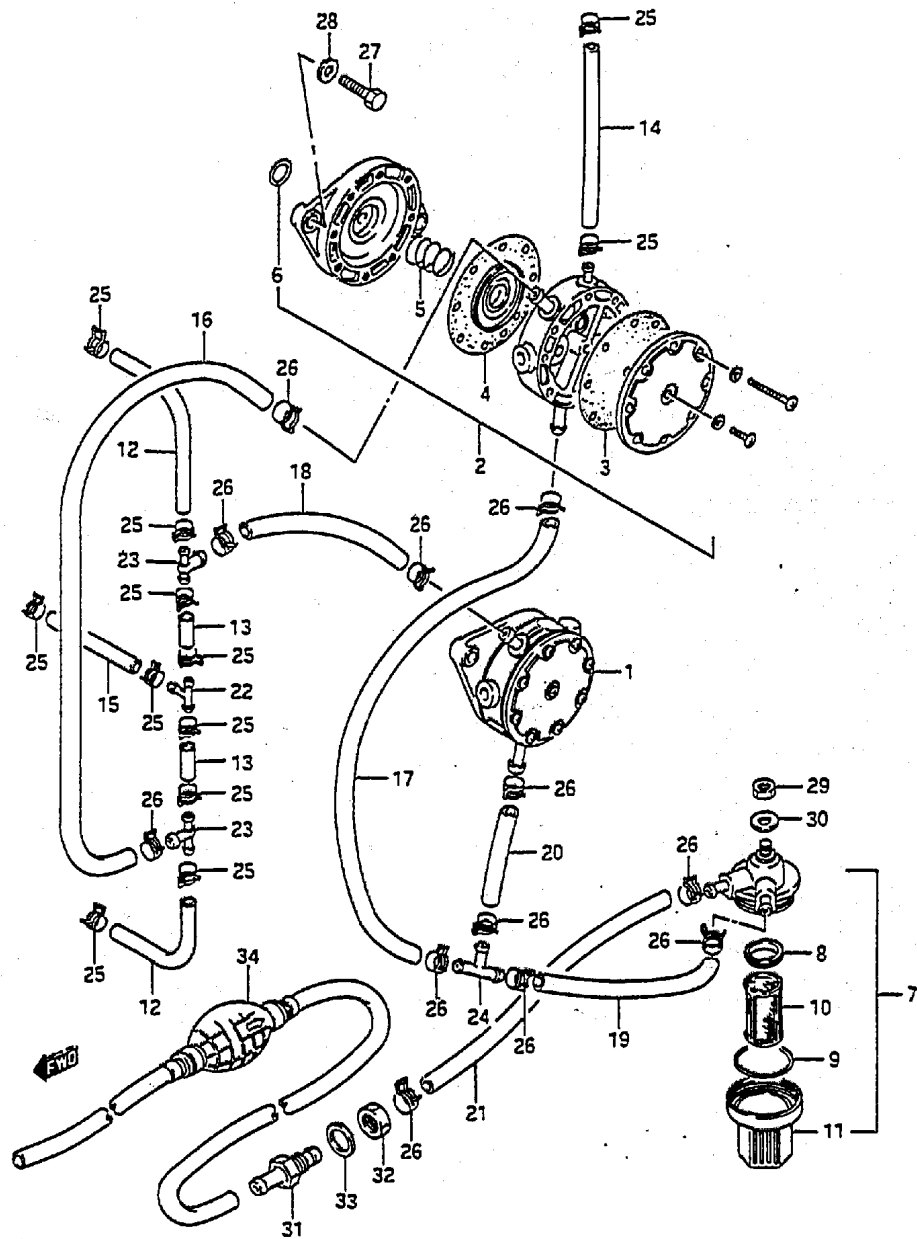


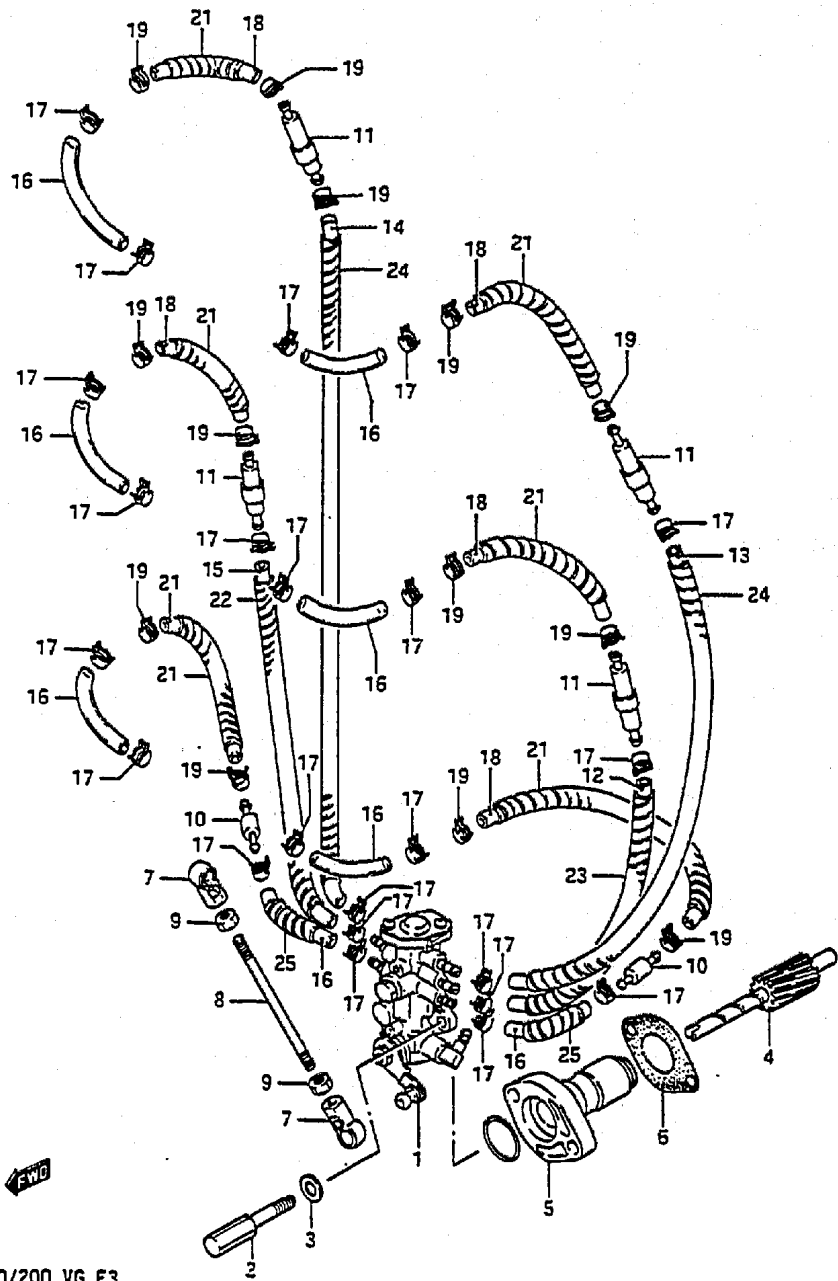
FIG. 8

Q'TY



REF.NO.	PART NO.	DESCRIPTION	Q'TY	REMARKS
1	15200-87000	PUMP ASSY, fuel 2nd	1	
2	15100-87000	PUMP ASSY, fuel top	1	
3	15142-68010	.GASKET	1	
4	15100-72812	.DIAPHRAGM SET	1	
5	15182-68011	.SPRING	1	
6	15165-93010	.O RING	1	
7	15410-95510	FILTER, fuel	1	
8	15416-93400	.PACKING	1	
9	15415-93400	.O RING	1	
10	15412-93400	.STRAINER	1	
11	15413-93400	.CUP	1	
12	09343-05137	HOSE (No.1 & No.3 CARB)	2	L:500+135
13	09343-05254	HOSE (3WAY TO 3WAY)	2	L:45
14	09343-05276	HOSE (PUMP TO START)	1	L:100
15	09343-05322	HOSE (3WAY TO 3 WAY)	1	L:60
16	09343-07050	HOSE (No.1 PUMP OUT)	1	L:810+390
17	09343-07050	HOSE (No.1 PUMP IN)	1	L:810+240
18	09343-07068	HOSE (No.2 PUMP OUT)	1	L:330+130
19	09343-07050	HOSE (FILTER TO PUMP)	1	L:810+200
20	09343-07125	HOSE (No.2 PUMP IN)	1	L:65
21	09343-07191	HOSE (CONN TO FLTR)	1	L:260
22	09367-06002	3-WAY (PUMP TO CARB)	1	
23	09367-06003	3-WAY (PUMP TO CARB)	2	
24	09367-08002	3-WAY (FILTER TO PUMP)	1	
25	09401-08411	CLIP	12	
26	09401-11407	CLIP	12	
27	01107-06252	BOLT	4	
28	08322-21062	WASHER	4	
29	08310-22082	NUT	1	
30	08322-21082	WASHER	1	
31	65721-87000	CONNECTOR, male fuel	1	
32	08310-22122	NUT	1	
33	08322-11122	WASHER	1	
34	65700-87002	HOSE, fuel (TANK TO CONNECT)	1	

FIG.9



REF.NO.	PART NO.	DESCRIPTION	Q'TY	REMARKS
1-1	16100-87001	PUMP ASSY, oil	1	DY150,DY150S
1-2	16100-88001	PUMP ASSY, oil	1	DY200
2	09119-06067	BOLT	2	
3	08322-21062	WASHER	2	
4	16331-87001	GEAR, oil pump	1	
5	16340-87000	RETAINER, oil pump	1	
6	16731-87000	GASKET, retainer	1	
7	19131-95502	CONNECTOR, oil pump control	2	
8	67413-94300	ROD, oil pump control	1	
9	09140-05001	NUT	2	
10	16710-94600	CHECK VALVE	2	
11	16710-94610	CHECK VALVE	4	
12	09344-02013	HOSE, oil pump out	1	L:420+175
13	09344-02013	HOSE, oil pump out	1	L:420+320
14	09344-02013	HOSE, oil pump out	1	L:420+350
15	09344-02015	HOSE, oil pump out	1	L:220
16	09344-02015	HOSE, oil pump out	8	L:220+60
17	09401-06405	CLIP	24	
18	09344-05014	HOSE, oil pump out	6	L:950+100
19	09401-08409	CLIP	12	
20	09403-10314	CLAMP	3	
21	16911-94500	PROTECTOR	6	L:390+80
22	16911-94500	PROTECTOR	1	L:390+180
23	16911-94500	PROTECTOR	1	L:390+145
24	16911-94500	PROTECTOR	2	L:390+290
25	16911-94500	PROTECTOR	2	L:390+40

DT150/200 VG E3

FIG. 10

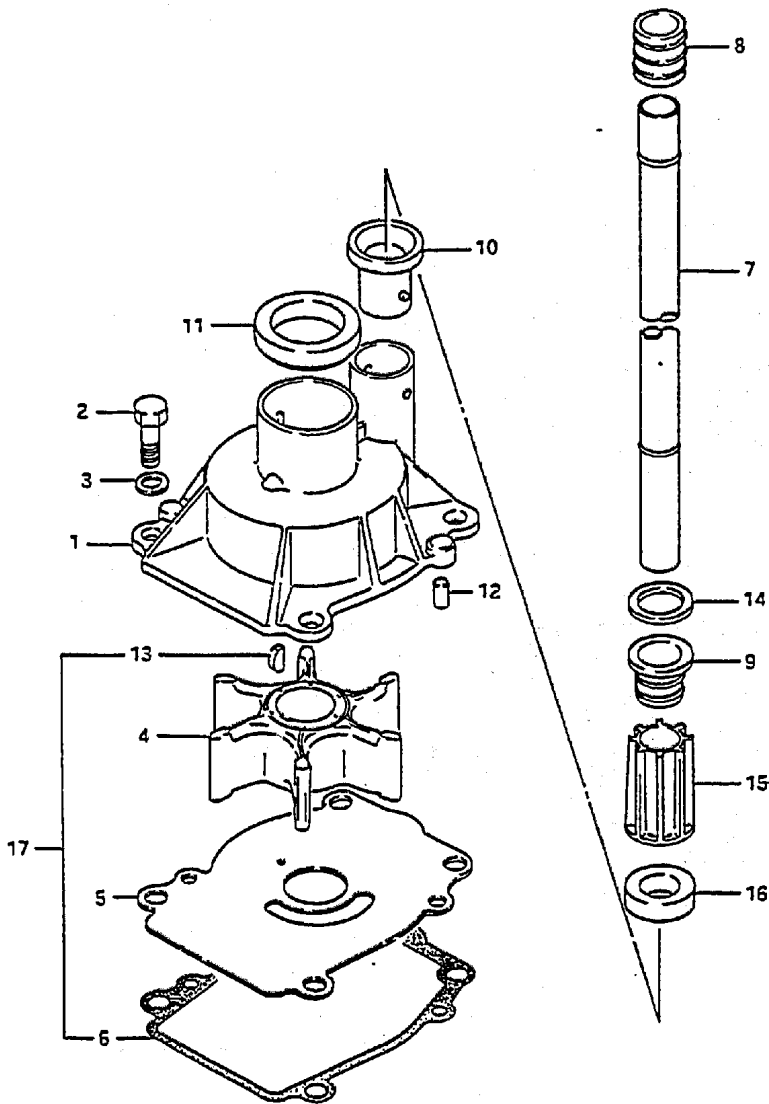


FIG. 10 (C- 4) WATER PUMP

REF. NO.	PART NO.	DESCRIPTION	Q'TY	REMARKS
1	17411-87000	CASE, water pump	1	
2	09100-08257	BOLT	4	
3	09162-08007	LOCK WASHER	4	
4	17461-94505	IMPELLR, water pump	1	
5	17471-87000	PANEL, pump case under	1	
6	17472-87000	GASKET, pump case under panel	1	
7-1	17561-87000	TUBE, water (L)	1	
7-2	17561-87010	TUBE, water (X)	1	
8	17562-87000	BUSH, water tube upper	1	
9	17563-87000	BUSH, water tube lower	1	
10	17564-87000	BUSH, water pump case	1	
11	17568-87000	GROMMET, water pump case (L)	1	
12	09202-06031	PIN, water pump knock	2	
13	09420-05006	KEY, water pump impeller	1	
14	09161-16008	WASHER	1	
15	17611-87000	SPACER, water tube upper (X)	1	
16	17612-87000	SPACER, water tube	1	
17	17400-87000	KIT, water pump repair	1	OPT

FWD

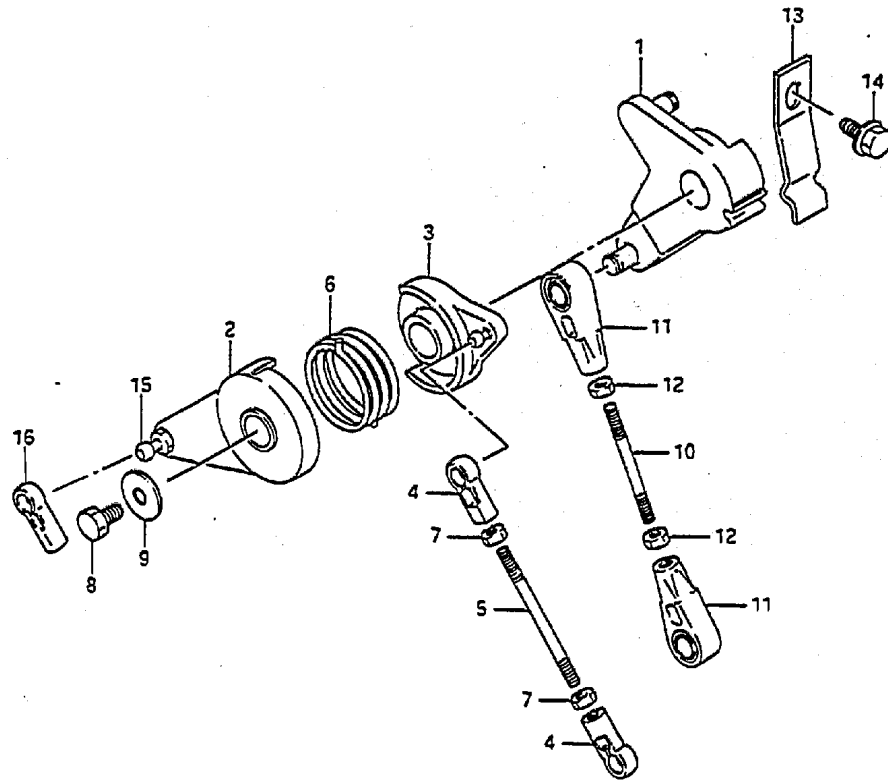
FIG.11

FIG.11 (C- 5) THROTTLE LINK

Q'TY

REMARKS

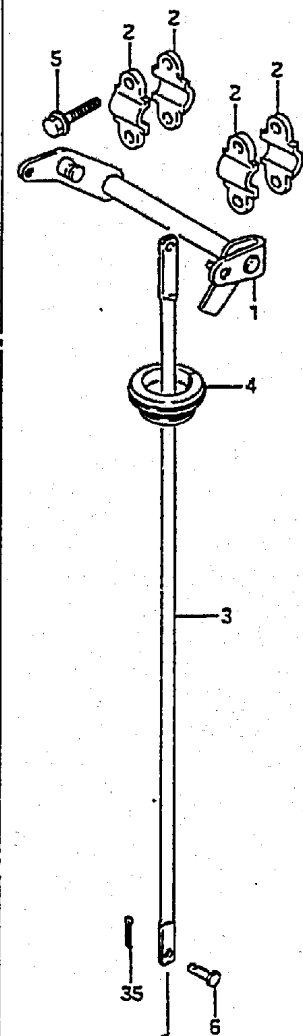
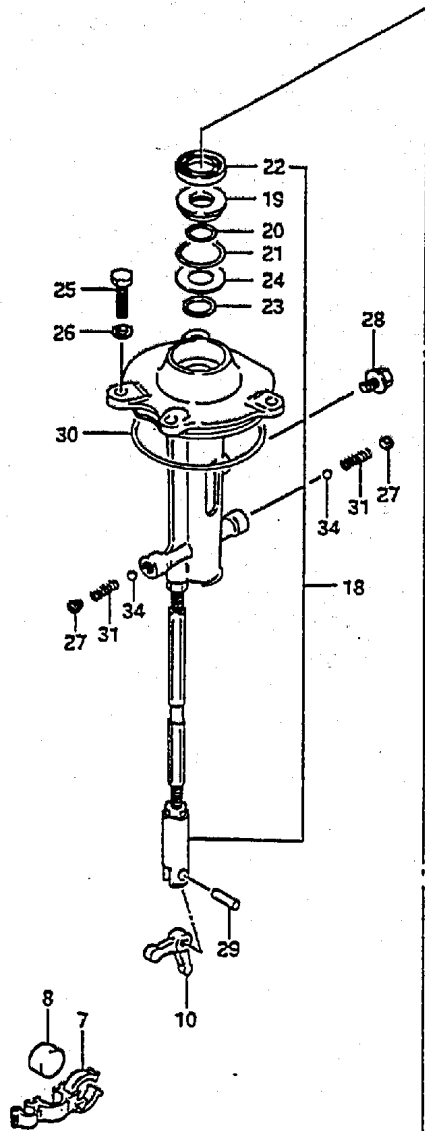
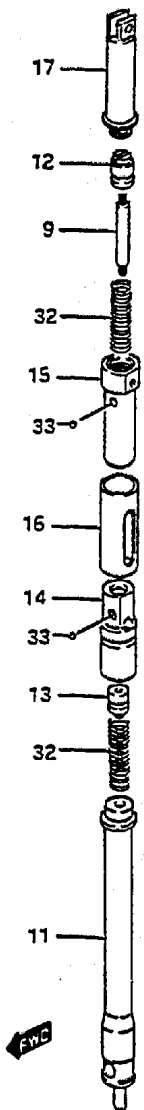
REF.NO.	PART NO.	DESCRIPTION	Q'TY	REMARKS
1	21111-87D01	LEVER, clutch	1	
2	19121-87D00	LEVER, throttle control	1	
3	19122-87D00	LEVER, interlink throttle	1	
4	19131-95502	CONNECTOR, throttle	2	
5	19136-95510	ROD, throttle	1	
6	19185-87D00	SPRING, throttle lever	1	
7	09140-05001	NUT	2	
8	09100-06131	BOLT	1	
9	09160-06062	WASHER	1	
10	19136-95510	ROD, clutch lever	1	
11	67467-94401	CONNECTOR, clutch lever rod	2	
12	09140-05001	NUT	2	
13	23213-87D01	SPRING, clutch notch	1	
14	01517-06122	BOLT	1	
15	09119-06047	BALL PIVOT	1	
16	67466-95200	CONNECTOR, remocon cable	1	



FWD

FIG. 12

FIG. 12 (C- 6) CLUTCH



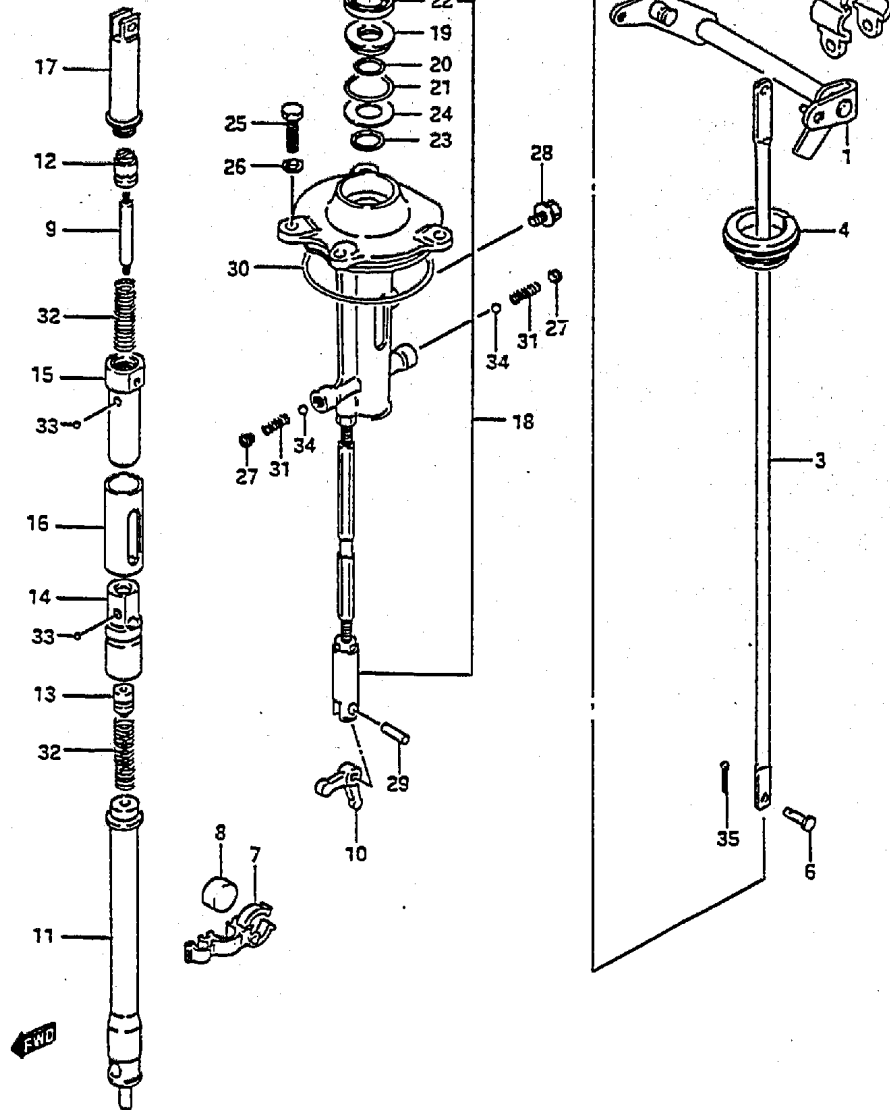
Q'TY

REMARKS

REF.NO.	PART NO.	DESCRIPTION	Q'TY	REMARKS
1	21210-87001	SHAFT, clutch	1	
2	21311-87000	HOLDER, clutch shaft	4	
3-1	23111-87000	SHAFT, clutch shift (L)	1	
3-2	23111-87010	SHAFT, clutch shift (X)	1	
4	23131-87000	BOOT, clutch rod	1	
5	01517-06252	BOLT	4	
6	23313-87000	PIN, clutch rod connector	1	
7	25231-87000	HOLDER, magnet	1	
8	25232-94300	MAGNET, gear case	1	
9	25121-87000	RDD, shift plunger connecting	1	
10	25131-87001	YOKE, shift	1	
11	25311-87001	SLIDER, shift vertical	1	
12	25411-87000	PLUNGER, shift spring lock REV	1	
13	25421-87000	PLUNGER, shift spring lock FWD	1	
14	25511-87001	SLEEVE, shift accel spring FWD	1	
15	25521-87000	SLEEVE, shift accel spring REV	1	
16	25531-87000	SLEEVE, shift spring lock	1	
17-1	25611-87000	CONNECTOR, clutch rod (L)	1	
17-2	25611-87010	CONNECTOR, clutch rod (X)	1	
18	26110-87000	HOUSING, shift accel SLV	1	
19	25211-87000	.GUIDE, clutch rod connector	1	
20	09280-14010	.O RING, inner	1	
21	09280-24003	.O RING, outer	1	
22	09284-14004	.SEAL, clutch rod conn dust	1	
23	09381-19002	.STOPPER, clutch rod connector	1	
24	08212-15301	.WASHER	1	

FIG. 12

FIG. 12 (C- 7) CLUTCH

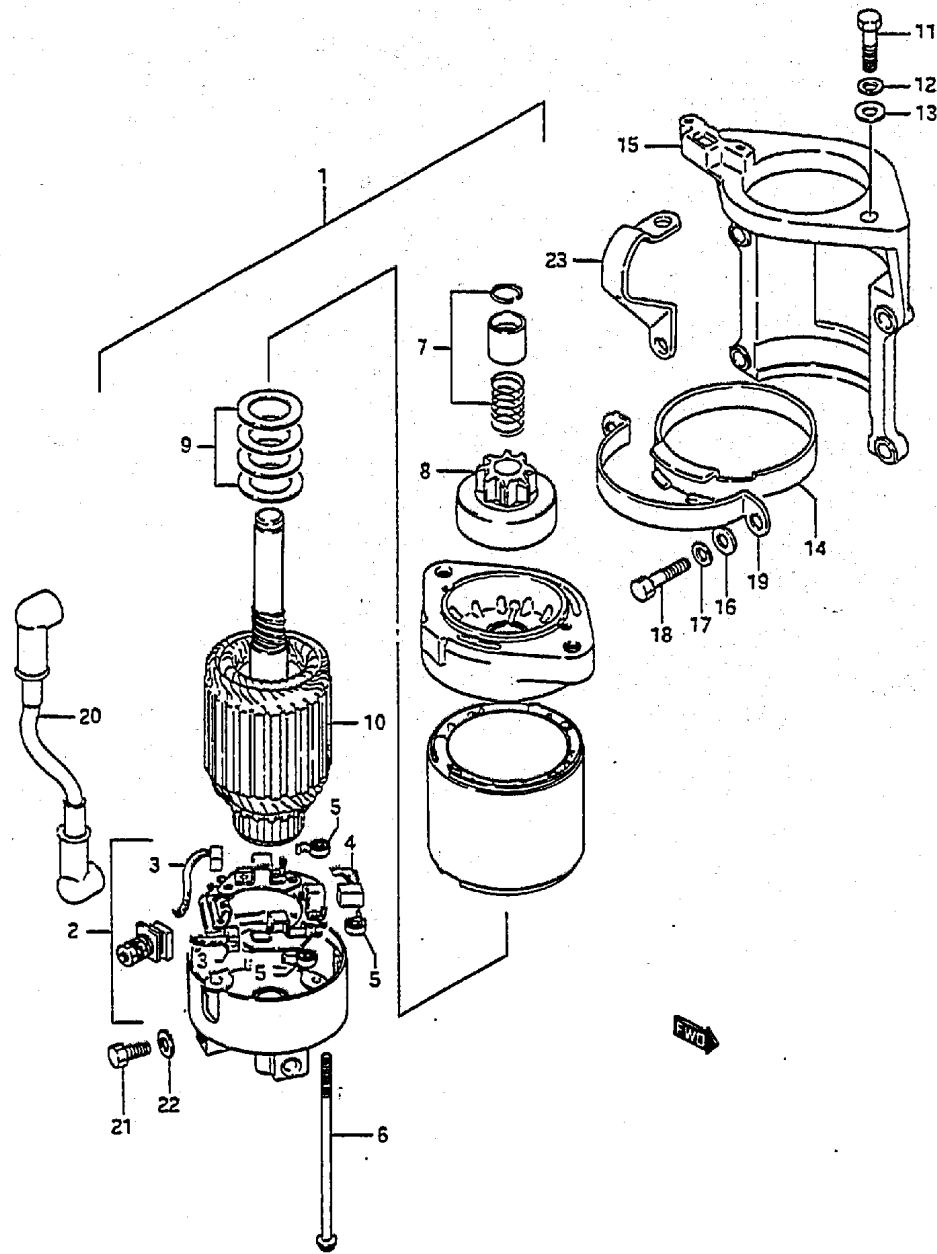


REF.NO.	PART NO.	DESCRIPTION	Q'TY	REMARKS
25	09100-06103	BOLT (6x20)	3	
26	09162-06006	LOCK WASHER	3	
27	09134-08010	SCREW	2	
28	09135-06016	BOLT	1	
29	09202-06032	PIN	1	
30	09280-69001	O RING, shift accel housing	1	
31	09440-05034	SPRING, notch	2	
32	09440-10032	SPRING, shift accel	2	
33	06111-05004	BALL, shift spring lock	6	
34	06111-07004	BALL, notch	2	
35	09204-01001	PIN	1	

FIG. 13

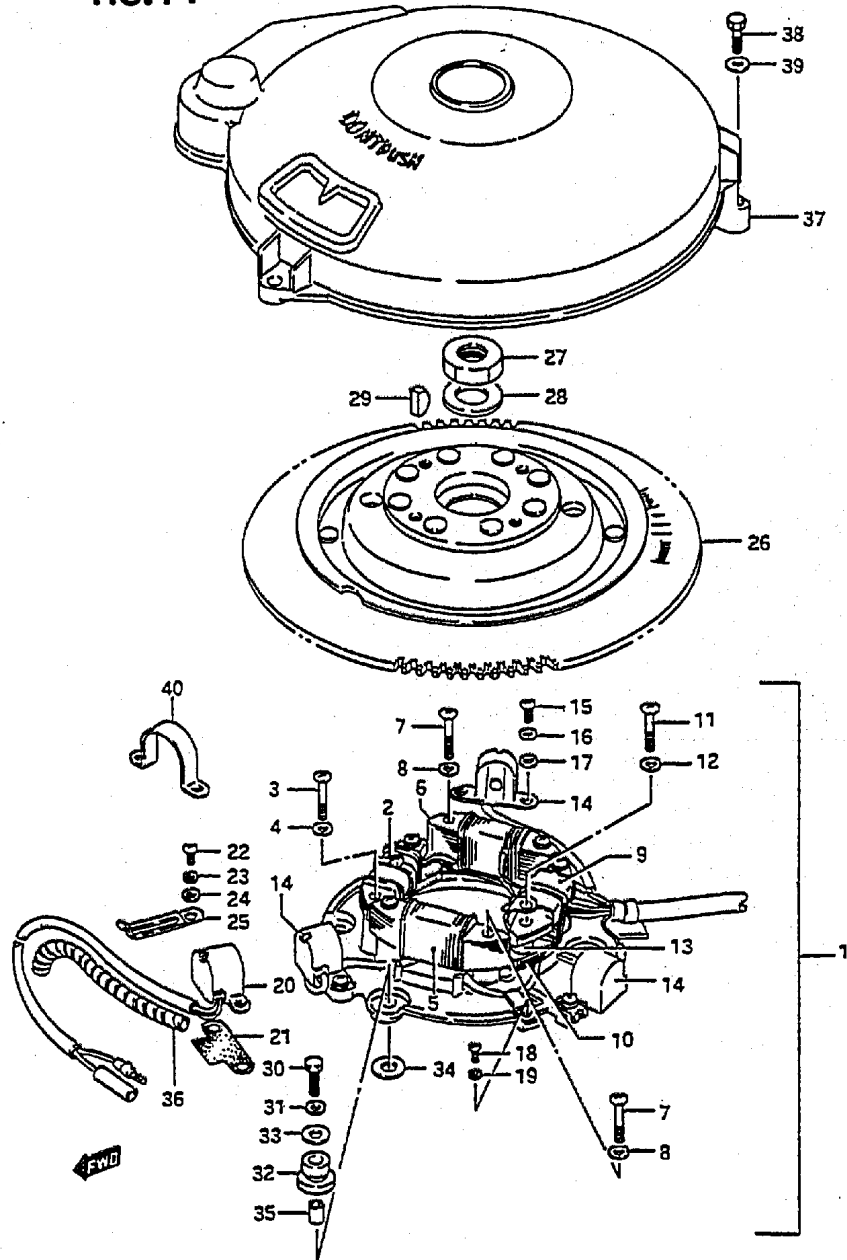
FIG.13 (D- 2) STARTING MOTOR

Q'TY



REF.NO.	PART NO.	DESCRIPTION	Q'TY	REMARKS
1	31100-87D00	MOTOR ASSY, starting	1	
2	31173-9531D	.HOLDER ASSY, motor brush	1	
3	31131-9531D	..BRUSH (+)	1	
4	31132-9531D	..BRUSH (-)	1	
5	31135-9531D	..SPRING, brush	3	
6	31281-9470D	.THROUGH BOLT	2	
7	31312-9460I	.STOPPER SET, pinion	1	
8	31320-87D0D	.PINION ASSY	1	
9	31360-9552D	.WASHER KIT	1	
10	31310-9460D	.ARMATURE	1	
11	01107-08352	BOLT	2	
12	08321-21082	LOCK WASHER	2	
13	08322-11082	WASHER	2	
14	31918-9470I	DAMPER, starter	1	
15-1	31911-87D01-02M	BRACKET, starting motor	1	
15-2	31911-87D01-01T	BRACKET, starting motor	1	
16	08322-11082	WASHER	4	
17	08321-21082	LOCK WASHER	4	
18	01107-08352	BOLT	4	
19	31912-87D0D	BAND, starter	1	
20	33820-87D0D	CABLE ASSY, plus term to relay	1	
21	09100-0809D	BOLT	1	
22	09160-08015	WASHER	1	
23-1	11291-87D10-02M	HOOK, engine	1	
23-2	11291-87D10-01T	HOOK, engine	1	

FIG. 14



DT150/200 VG E3

FIG. 14 (D- 3) MAGNETO

REF.NO.	PART NO.	DESCRIPTION	Q'TY	REMARKS
1	32101-87000	STATOR ASSY	1	
2	32140-87000	.COIL, primary No.1	1	
3	02112-06252	.SCREW	2	
4	08321-21062	.LOCK WASHER	2	
5	32120-87000	.COIL, battery charging No.1	1	
6	32120-87010	.COIL, battery charging No.2	1	
7	02112-06352	.SCREW	4	
8	08321-21062	.LOCK WASHER	4	
9	32140-87010	.COIL, primary No.2	1	
10	32120-87020	.COIL, battery charging No.3	1	
11	02112-06352	.SCREW	2	
12	08321-21062	.LOCK WASHER	2	
13	09180-06120	.SPACER	2	
14	32160-87000	.COIL, IGN timing	3	
15	02112-05122	.SCREW	6	
16	08321-21052	.LOCK WASHER	6	
17	08322-21052	.WASHER	6	
18	02112-04082	.SCREW	4	
19	08321-21042	.LOCK WASHER	4	
20	32150-87000	.COIL, counter	1	

DT150/200 VG E3

FIG. 14

FIG. 14 (D- 4) MAGNETO

Q'TY

REMARKS

REF.NO.	PART NO.	DESCRIPTION	Q'TY	REMARKS
21	32155-87000	GASKET, gear counter coil	1	
22	02112-05122	SCREW	2	
23	08321-21052	LOCK WASHER	2	
24	08322-21052	WASHER	2	
25	09404-06201	CLAMP	1	
26	32102-87000	FLYWHEEL	1	
27	09140-18007	NUT	1	
28	09160-18011	WASHER	1	
29	08341-31059	KEY	1	
30	01107-06252	BOLT	4	
31	08321-21062	LOCK WASHER	4	
32	09320-08044	CUSHION	4	
33	09160-06101	WASHER	4	
34	09160-06100	WASHER	4	
35	09180-06175	SPACER	4	
36	38423-95501	TUBE	1	
37	11511-87000	COVER, magneto	1	
38	01107-06252	BOLT	3	
39	08322-21062	WASHER	3	
40	32156-87000	BAND, gear counter coil	1	

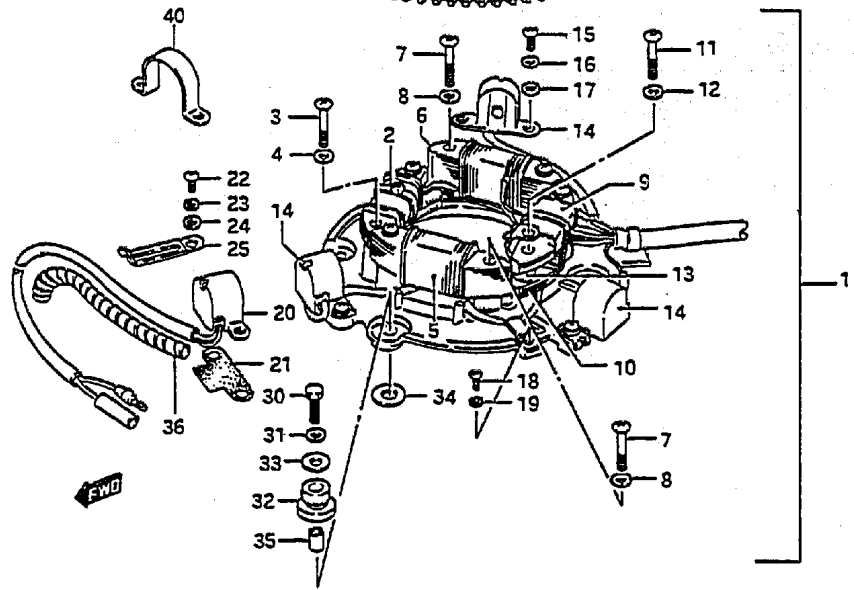
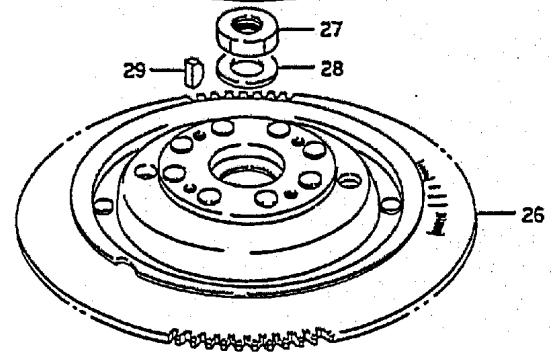
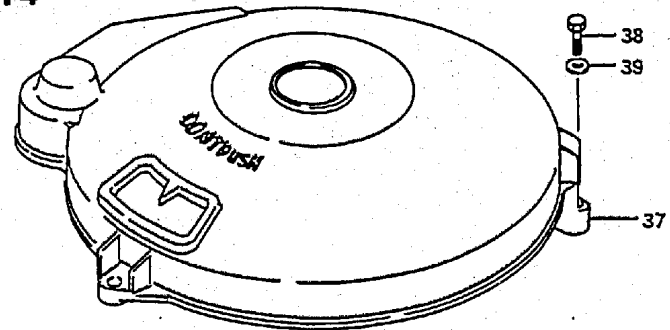


FIG.15

FIG.15 (D-5) ELECTRIC (1)

Q'TY

REF.NO.	PART NO.	DESCRIPTION	Q'TY	REMARKS
1	32890-87000	HOLDER, electric parts, No.1	1	
2	32891-87000	COVER, holder	1	
3	01517-06258	BOLT	4	
4	09160-06052	WASHER	4	
5	09180-06187	SPACER	4	
6	09320-08001	CUSHION	4	
7	03212-05205	SCREW	6	
8	32800-87000	RECTIFIER ASSY	1	
9	01517-06202	BOLT	2	
10	08310-11062	NUT	2	
11	31800-94400	RELAY ASSY, starter	1	
12	38422-94510	DAMPER, starter relay	1	
13	37920-87000	SWITCH ASSY, ignition timing	1	
14	03212-05129	SCREW	1	
15	09160-05024	WASHER	1	
16	37930-94701	SWITCH ASSY, oil wrning reset	1	
17	36740-87000	CASE ASSY, fuse rectifier	1	
18	36740-94720	CASE ASSY, fuse battery	1	
19	09481-25001	.FUSE, (25A)	1	
20	38410-94540	TRIM RELAY ASSY, UP	1	
21	38420-94540	TRIM RELAY ASSY, down	1	
22	33831-87000	CABLE, pte relay	1	
23	34250-87010	UNIT, tachometer control	1	
24	03212-05169	SCREW	1	
25	08322-21052	WASHER	1	
26	09404-06202	CLAMP	2	

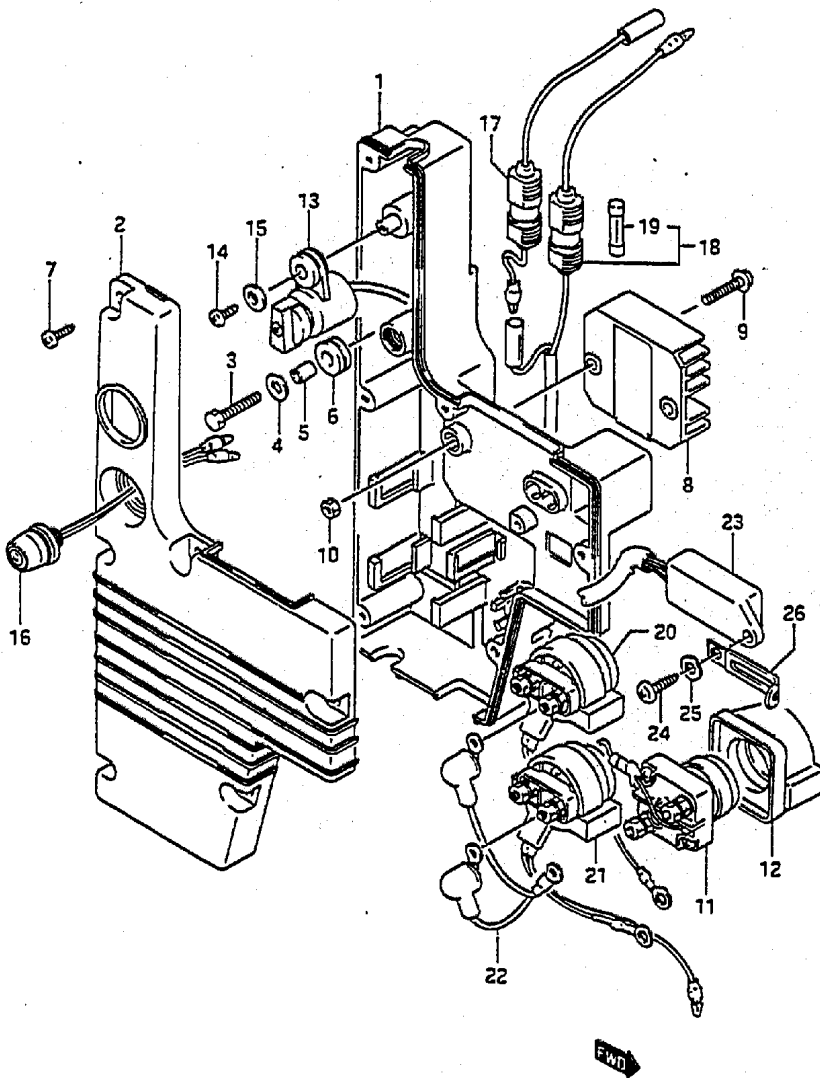


FIG.16

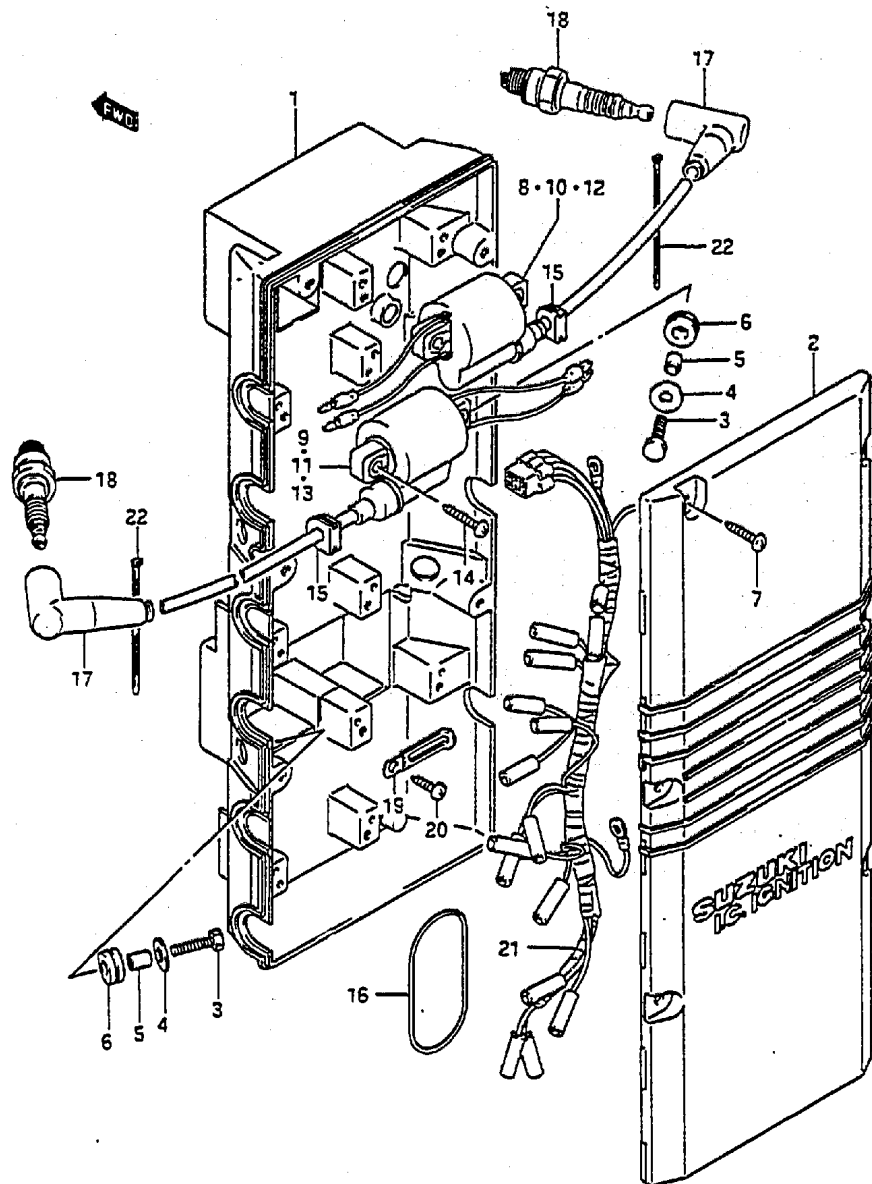


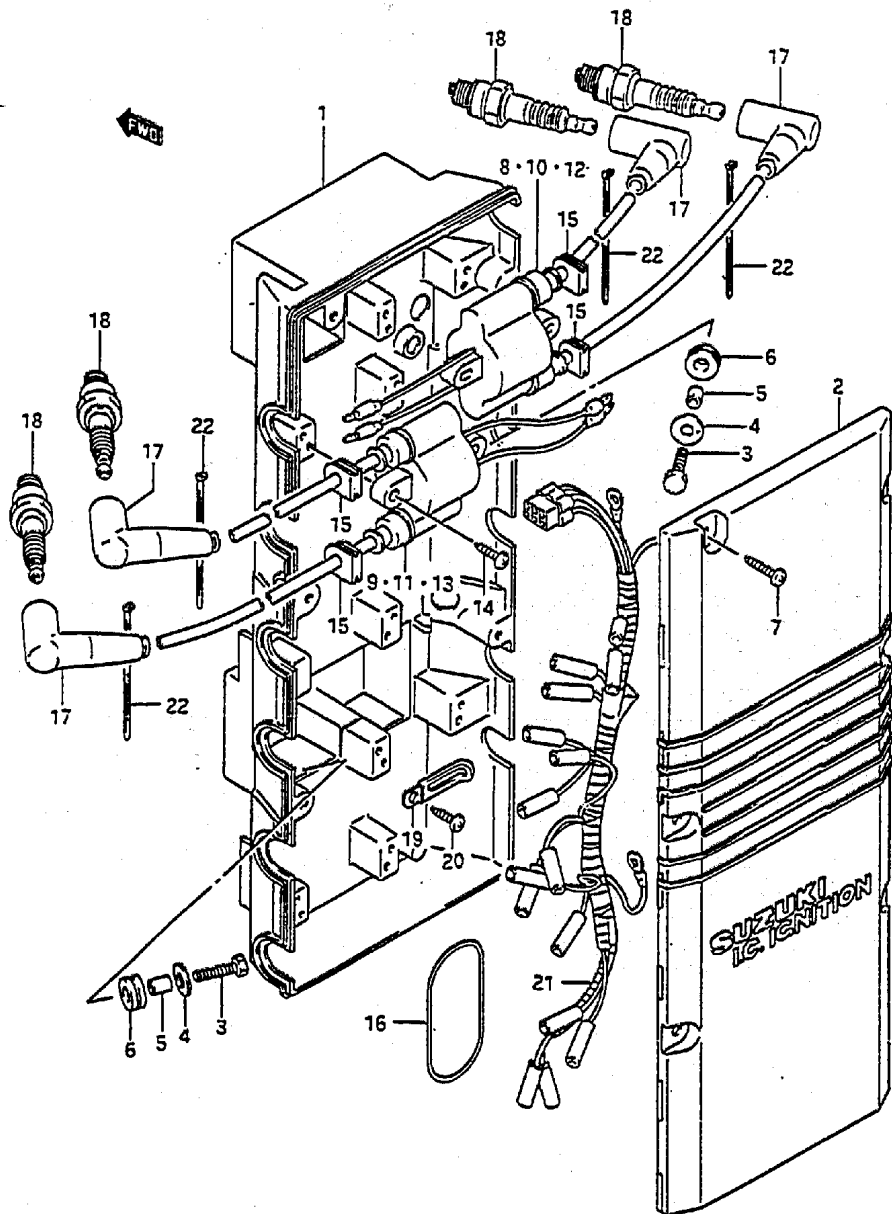
FIG.16 (D- 6) ELECTRIC (2) DT150/200

REF.NO.	PART NO.	DESCRIPTION	Q'TY	REMARKS
1	32950-87000	HOLDER, electric parts, No.2	1	
2	32951-87000	COVER, holder	1	
3	01107-06257	BOLT	4	
4	09160-06052	WASHER	4	
5	09180-06187	SPACER	4	
6	09320-08001	CUSHION	4	
7	03212-05205	SCREW	6	
8	33410-87000	COIL ASSY, ignition No.1	1	STBD UPPER
9	33420-87000	COIL ASSY, ignition No.2	1	PORT UPPER
10	33430-87000	COIL ASSY, ignition No.3	1	STBD MIDDLE
11	33440-87000	COIL ASSY, ignition No.4	1	PORT MIDDLE
12	33450-87000	COIL ASSY, ignition No.5	1	STBD UNDER
13	33460-87000	COIL ASSY, ignition No.6	1	PORT UNDER
14	03212-05259	SCREW	12	
15	09309-06007	GROMMET	6	
16	09280-70004	O RING	1	
17	33510-87000	CAP, spark plug	6	
18	09482-00278	SPARK PLUG (BBHS10)	6	
19	09404-06202	CLAMP	1	
20	03212-05169	SCREW	1	
21	36830-87000	WIRE, ignition coil	1	
22	09407-10404	CLAMP	6	

Refer to FIG.17 (D-7) for DT150S

FIG. 17

Q'TY



REF.NO.	PART NO.	DESCRIPTION	Q'TY	REMARKS
1	32950-87D10	HOLDER, electric parts, No.2	1	
2	32951-87D00	COVER, holder	1	
3	01107-06257	BOLT	4	
4	09160-06052	WASHER	4	
5	09180-06187	SPACER	4	
6	09320-08001	CUSHION	4	
7	03212-05205	SCREW	6	
8	33410-87D10	COIL ASSY, ignition No.1	1	STBD UPPER
9	33420-87D10	COIL ASSY, ignition No.2	1	PORT UPPER
10	33430-87D10	COIL ASSY, ignition No.3	1	STBD MIDDLE
11	33440-87D10	COIL ASSY, ignition No.4	1	PORT MIDDLE
12	33450-87D10	COIL ASSY, ignition No.5	1	STBD UNDER
13	33460-87D10	COIL ASSY, ignition No.6	1	PORT UNDER
14	03212-05305	SCREW	12	
15	09309-06007	GROMMET	12	
16	09280-70004	O RING	1	
17	33510-87D00	CAP, spark plug	12	
18	09482-00198	SPARK PLUG (88HS07)	12	
19	09407-05202	CLAMP	1	
20	03212-05169	SCREW	1	
21	36830-87D00	WIRE, ignition coil	1	
22	09407-10404	CLAMP	12	

FIG. 18

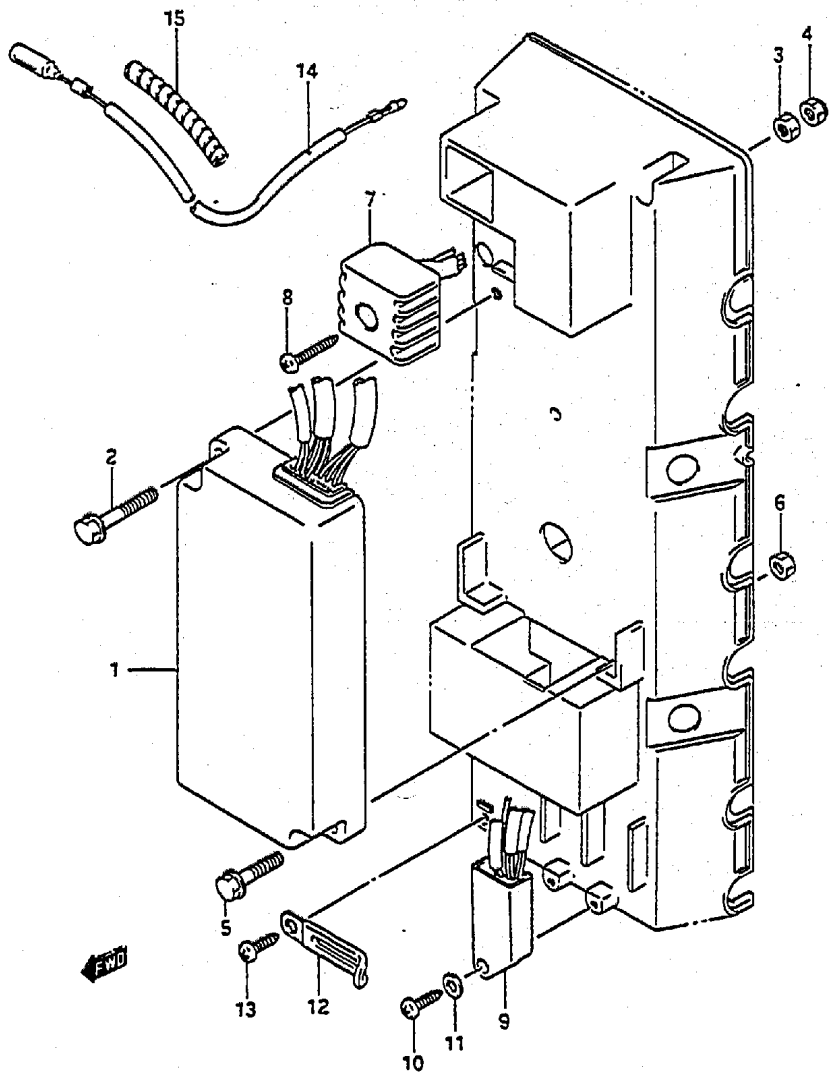


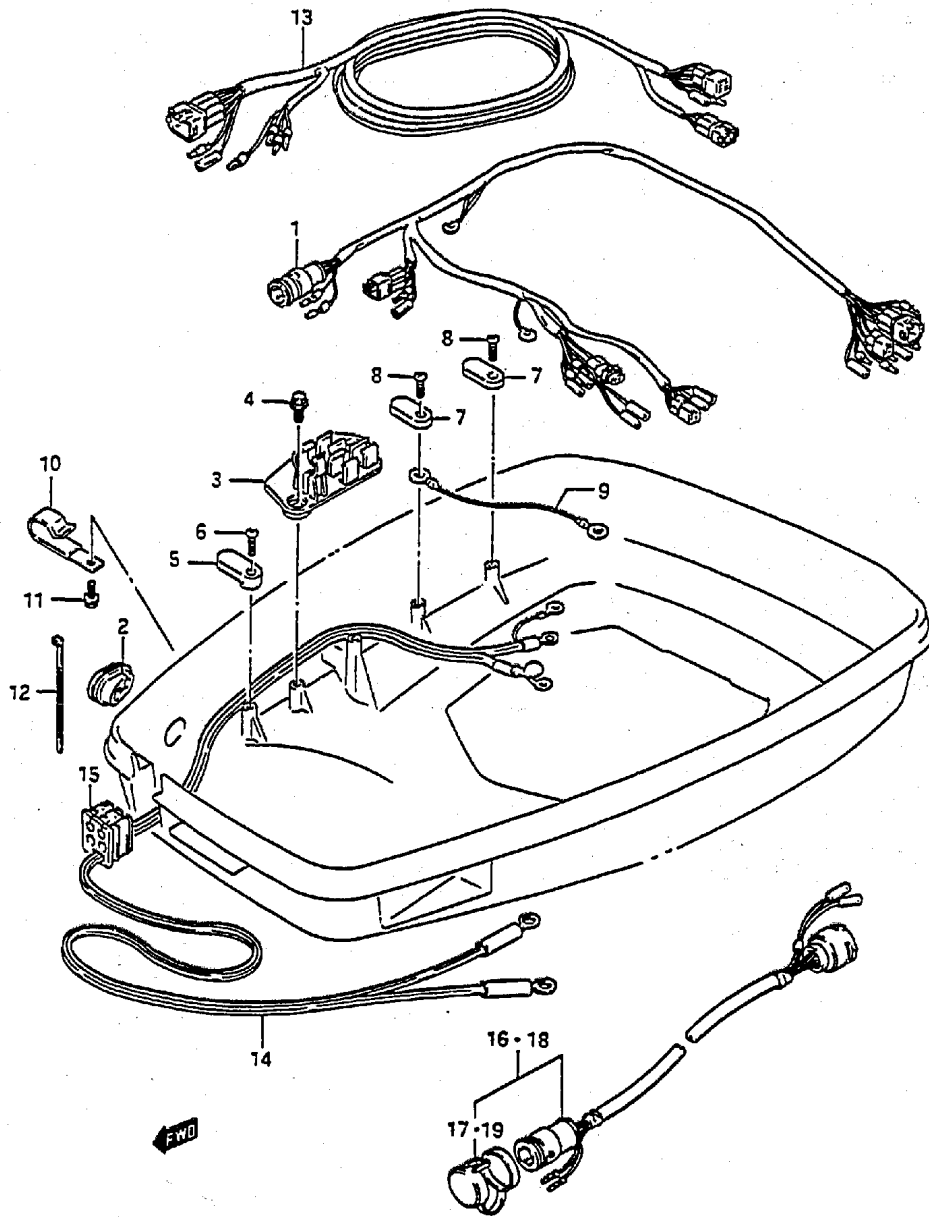
FIG. 18 (D- 8) ELECTRIC (4)

Q'TY

REF.NO.	PART NO.	DESCRIPTION	Q'TY	REMARKS
1-1	32900-87000	CDI UNIT	1	DT150:-602393 DT200:-602124
1-2	32900-87020	CDI UNIT	1	DT150:602394~ DT200:602125~
1-3	32900-87010	CDI UNIT	1	DT150S
2	01517-06352	BOLT	1	
3	08310-11062	NUT	1	
4	08319-21065	NUT	1	
5	01517-06252	BOLT	1	
6	08310-11062	NUT	1	
7	32800-95720	RECTIFIER ASSY	1	
8	03212-05259	SCREW	1	
9	37875-87000	UNIT, low oil wrning reset	1	
10	03212-05209	SCREW	1	
11	08322-21052	WASHER	1	
12	09404-06203	CLAMP	1	
13	03212-05169	SCREW	1	
14	36850-87000	LEAD, mag to tacho control unit	1	
15	34863-94500	TUBE	1	

FIG. 19

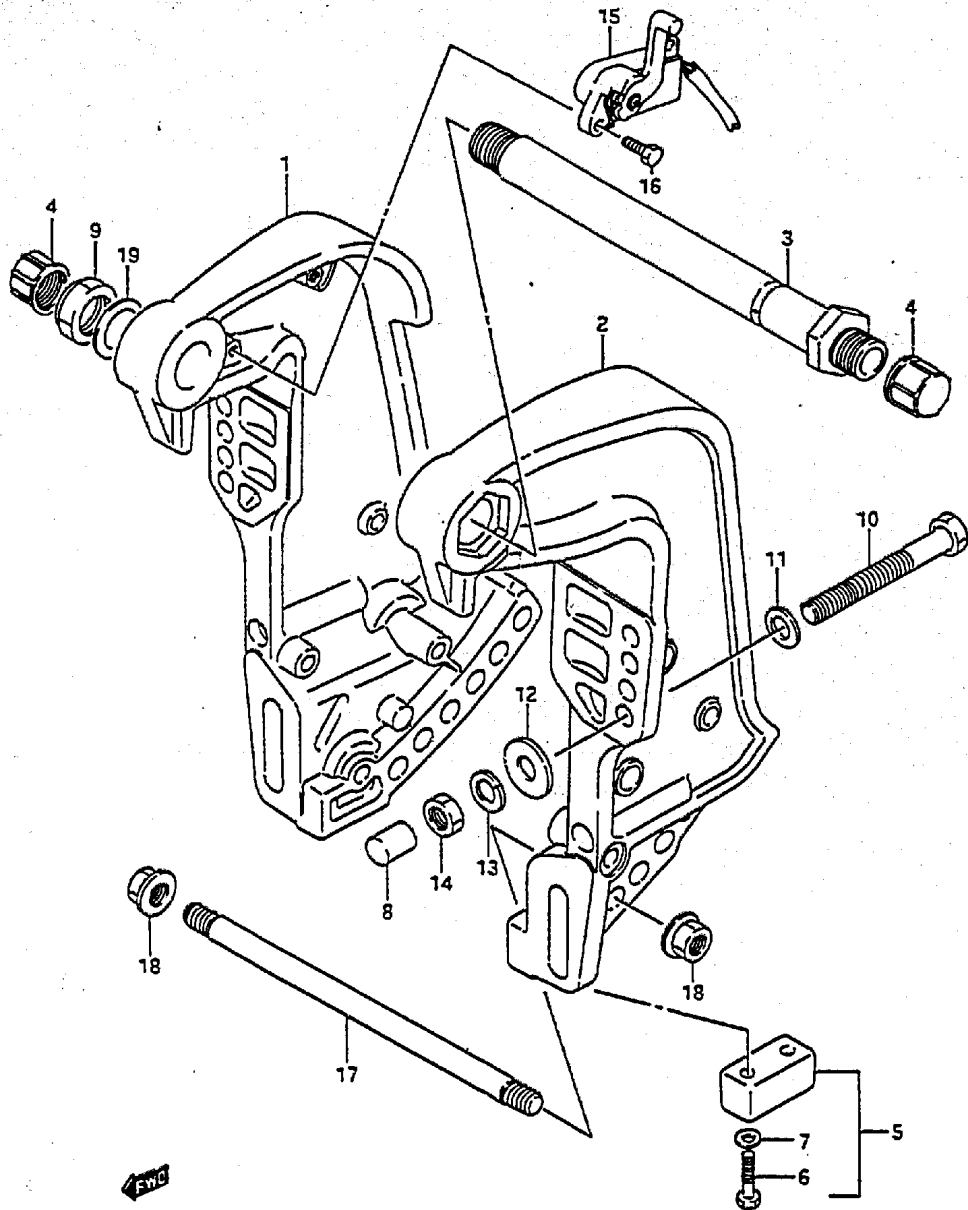
FIG.19 (D- 9) ELECTRIC (5)



REF.NO.	PART NO.	DESCRIPTION	Q'TY	REMARKS
1	36610-87000	HARNESS ASSY, wiring	1	
2	36656-87000	GROMMET, cable	1	
3	36616-87000	HOLDER, harness connector	1	
4	01517-06122	BOLT	2	
5	33815-87000	STOPPER, cables	1	
6	02142-06202	SCREW	1	
7	36618-87000	STOPPER, wiring harness	2	
8	02142-06202	SCREW	2	
9	36895-94700	LEAD	1	
10	09403-17304	CLAMP	1	
11	01537-06102	BOLT	1	
12	09407-14407	BAND	2	
13	36660-87000	WIRE, ext meter	1	
14	33810-87000	CABLE ASSY, starter	1	
15	61124-87000	GROMMET	1	
16	36620-87020	WIRING HARNESS EXTENSION	1	OPT, L:5000
17	36631-94300	.CAP	1	OPT
18	36620-95302	WIRING HARNESS EXTENSION	1	OPT, L:2000
19	36631-94300	.CAP	1	OPT

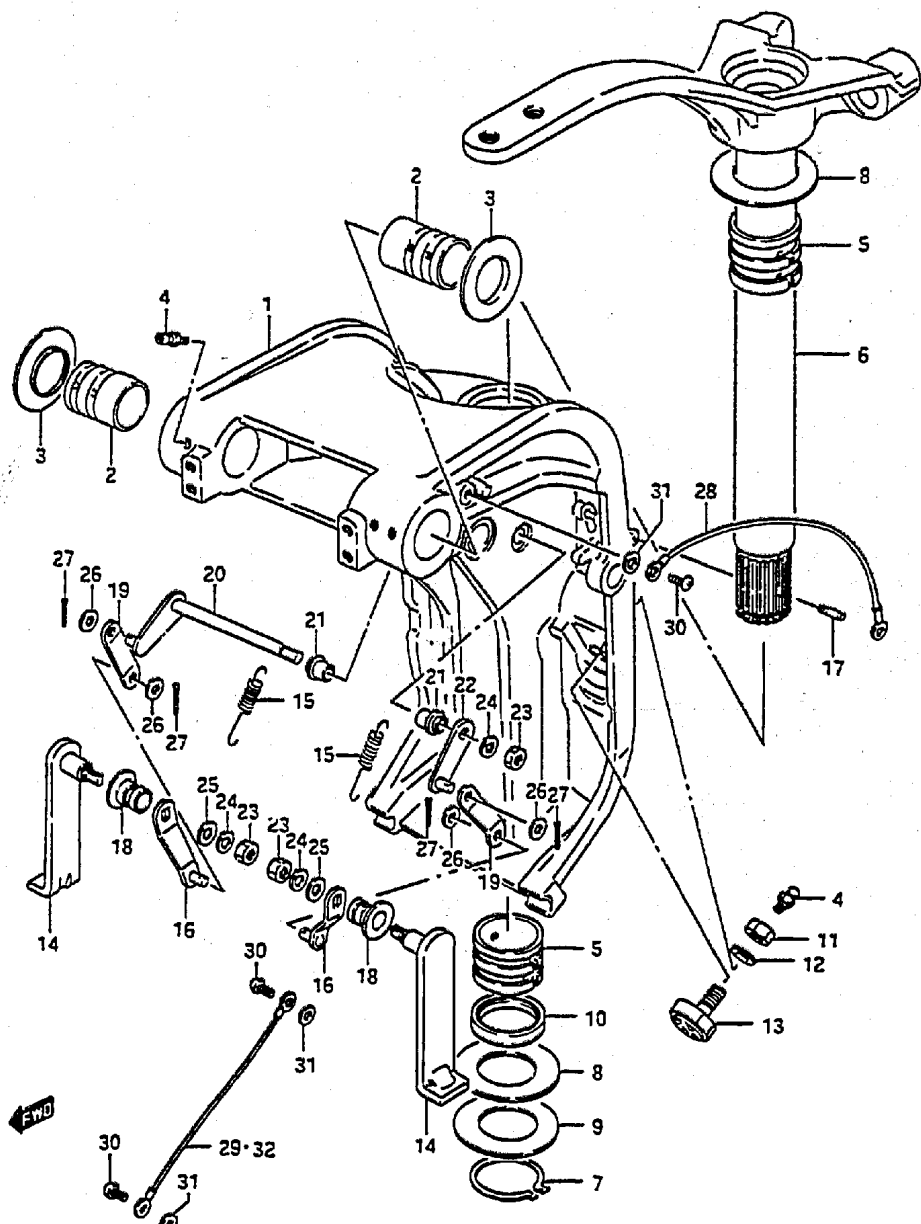
FIG.20

FIG.20 (D-10) CLAMP BRACKET



REF.NO.	PART NO.	DESCRIPTION	Q'TY	REMARKS
1-1	41111-87003-02M	BRACKET, clamp, STBD	1	DT150:-602131 DT200:-601166
1-2	41111-87004-02M	BRACKET, clamp, STBD	1	DT150:602132- DT200:601167-
1-3	41111-87003-01T	BRACKET, clamp, STBD	1	DT150:-602131 DT200:-601166
1-4	41111-87004-01T	BRACKET, clamp, STBD	1	DT150:602132- DT200:601167-
2-1	41121-87003-02M	BRACKET, clamp, PORT	1	
2-2	41121-87003-01T	BRACKET, clamp, PORT	1	
3	41130-87000	SHAFT, clamp bracket	1	
4	41151-94500	CAP, clamp bracket shaft	2	
5	41810-87000	ZINC SET, anode	2	
6	09100-06117	.BOLT	4	
7	09160-06015	.WASHER	4	
8	41153-94500	CAP	4	
9	09159-22003	NUT	1	
10	09100-12045	BOLT	4	
11	09160-12066	WASHER	4	
12	09160-12044	WASHER	4	
13	09162-12005	LOCK WASHER	4	
14	09140-12028	NUT	4	
15	34801-87001	SENDER, trim	1	
16	09100-06113	BOLT	2	
17	45421-87000	PIN, tilt lock	1	
18	09159-14020	NUT	2	
19	09160-22046	WASHER	1	DT150:602132- DT200:601167-

FIG. 21



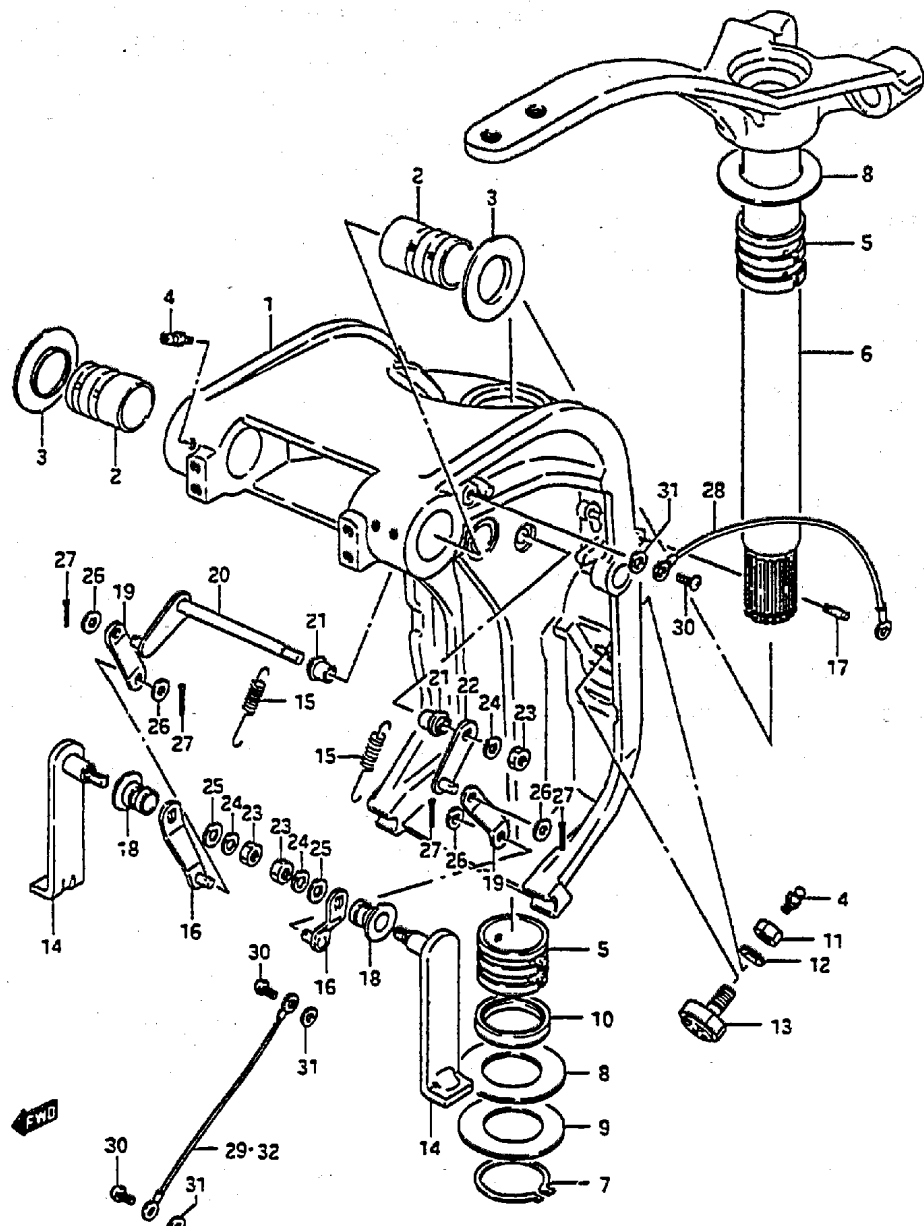
DT150/200 VG E3

FIG. 21 (D-11) SWIVEL BRACKET

REF.NO.	PART NO.	DESCRIPTION	Q'TY	REMARKS
1-1	43111-87002-02M	BRACKET, swivel (L)	1	
1-2	43111-87002-01T	BRACKET, swivel (L)	1	
1-3	43111-87012-02M	BRACKET, swivel (X)	1	
1-4	43111-87012-01T	BRACKET, swivel (X)	1	
2	43211-87000	BUSHING	2	
3	09169-28003	WASHER	2	
4	22511-99001	GREASE NIPPLE	9	
5	43711-87000	BUSHING	2	
6-1	43750-87000-02M	BRACKET, steering (L)	1	
6-2	43750-87000-01T	BRACKET, steering (L)	1	
6-3	43750-87010-02M	BRACKET, steering (X)	1	
6-4	43750-87010-01T	BRACKET, steering (X)	1	
7	09380-38003	CIRCLIP	1	
8	09160-39001	WASHER	2	
9-1	09181-39001	SHIM	0-2	
9-2	09181-39002	SHIM	0-2	
10	09282-39001	OIL SEAL	1	
11	09140-10031	NUT	2	
12	09162-10005	LOCK WASHER	2	
13	48310-87000	PAD, trim cylinder ram	2	
14-1	41220-87001-02M	LEVER, tilt lock	2	
14-2	41220-87001-01T	LEVER, tilt lock	2	
15	09443-08031	SPRING	2	
16-1	41240-87001-02M	ARM	2	
16-2	41240-87001-01T	ARM	2	
17	41225-94501	PIN, tilt lock spring	2	
18	41226-87001	BUSHING	2	
19-1	41235-87000-02M	LINK, tilt lever spring arm	2	
19-2	41235-87000-01T	LINK, tilt lever spring arm	2	
20-1	41250-87001-02M	ROD, tilt lever link	1	
20-2	41250-87001-01T	ROD, tilt lever link	1	
21	41256-87001	BUSHING	2	
22-1	41260-87001-02M	PLATE	1	
22-2	41260-87001-01T	PLATE	1	

DT150/200 VG E3

FIG. 21



DT150/200 VG E3

FIG. 21 (D-12) SWIVEL BRACKET

REF. NO.	PART NO.	DESCRIPTION	Q'TY	REMARKS
23	09140-08019	NUT	3	
24	09162-08007	LOCK WASHER	3	
25	09160-08082	WASHER	2	
26	09160-06082	WASHER	4	
27	09204-01001	COTTER PIN	4	
28	36894-87000	LEAD, clamp to swivel	1	
29	36895-87000	LEAD, swivel to housing (L)	1	
30	09125-06063	SCREW	3	
31	09161-06020	WASHER	4	
32	36895-87010	LEAD, swivel to housing (X)	1	

DT150/200 VG E3

FIG.22

FIG.22 (E- 2) PTT MOTOR

Q'TY

REF.NO.	PART NO.	DESCRIPTION	Q'TY	REMARKS
1-1	38100-87000-02M	MOTOR ASSY, PTT	1	
1-2	38100-87000-01T	MOTOR ASSY, PTT	1	
2-1	31170-87050-02M	.COVER, upper	1	
2-2	31170-87050-01T	.COVER, upper	1	
3	31173-87050	.BRUSH HOLDER ASSY	1	
4	31133-87050	..BRUSH	2	
5-1	31110-87050-02M	.YOKE ASSY	1	
5-2	31110-87050-01T	.YOKE ASSY	1	
6	31311-87050	.ARMATURE	1	
7	31281-87050	.BOLT	2	
8	31179-87050	.PACKING, PTT cable	1	
9	33899-95500	.SEAL, PTT cable	1	
10	36632-95501	.CLAMP	2	
11	09280-70011	.O RING	1	

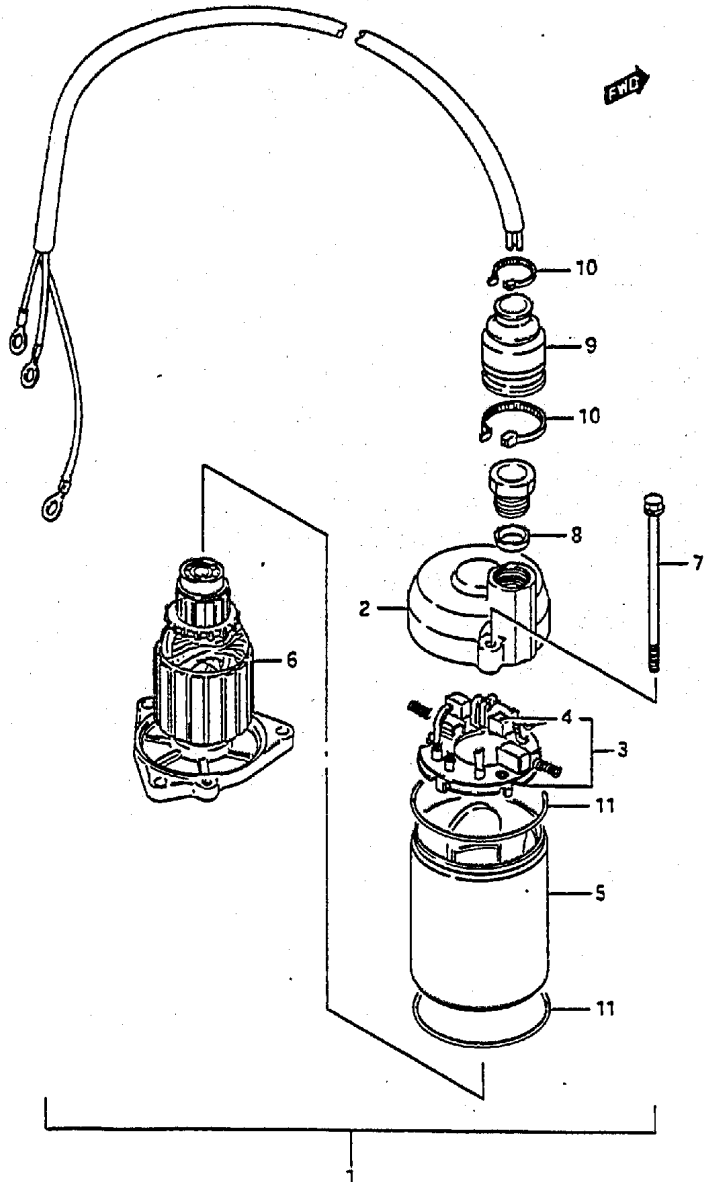


FIG. 23

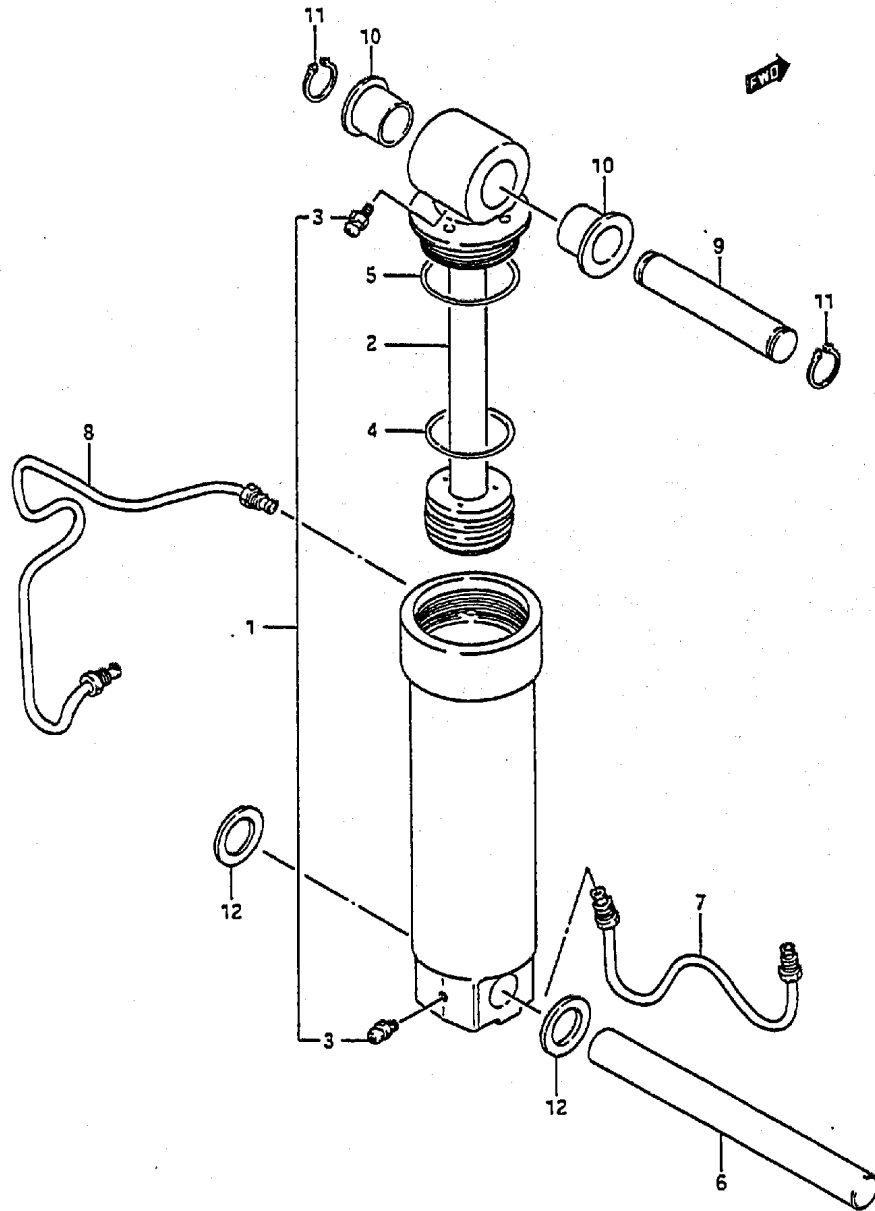


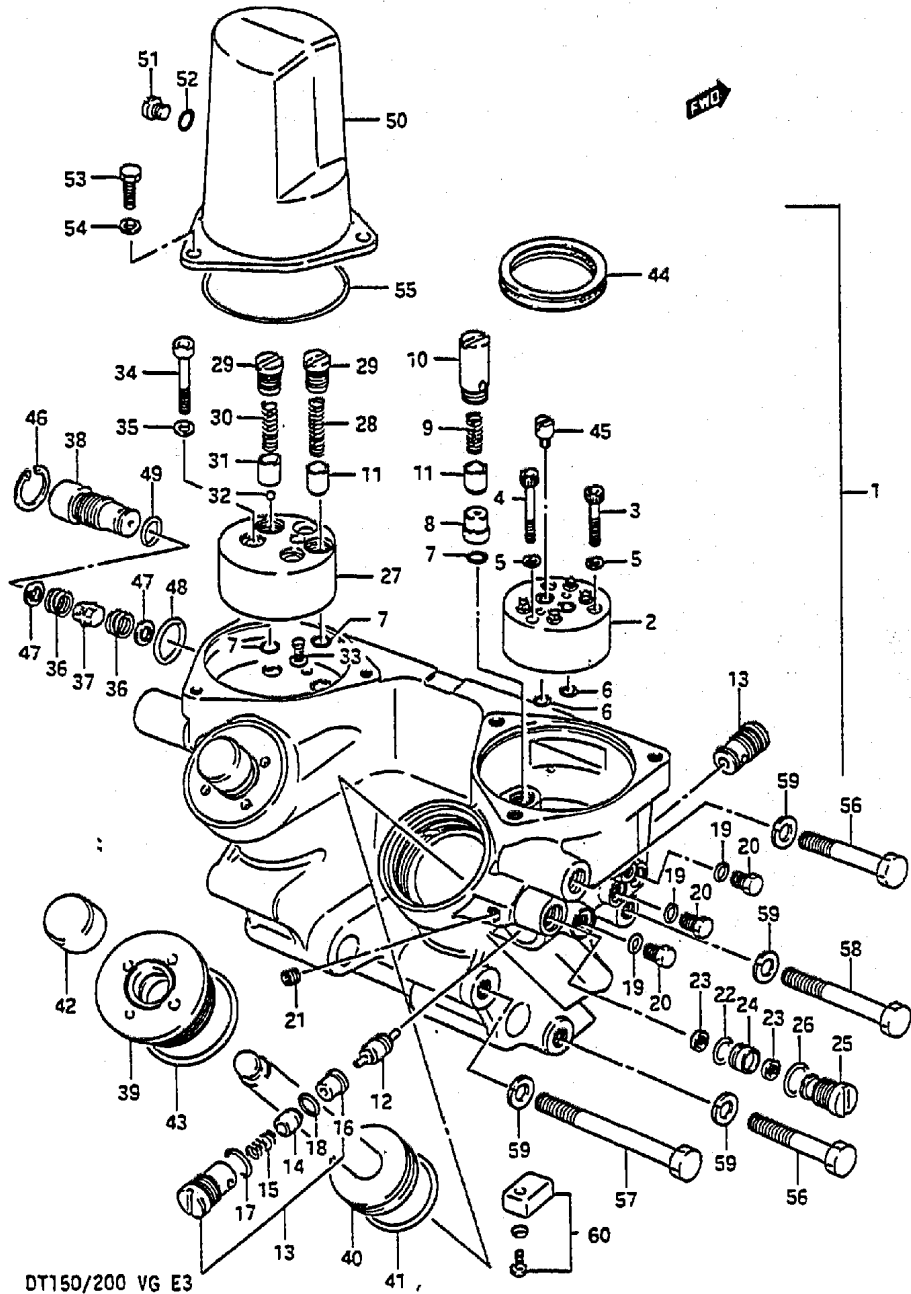
FIG. 23 (E- 3) TILT CYLINDER

Q'TY

REF.NO.	PART NO.	DESCRIPTION	Q'TY	REMARKS
	48405-87000	O RING SET	1	INC. Ref. Nos. 4 and 5
1-1	48400-87000-02M	TILT CYLINDER ASSY	1	
1-2	48400-87000-01Y	TILT CYLINDER ASSY	1	
2	48401-87000	.PISTON & PISTON ROD SUB ASSY	1	
3	22511-99001	.GREASE NIPPLE	2	
4	48427-87000	.O RING, piston	1	
5	48433-87000	.O RING, cylinder cap	1	
6	48121-87000	SHAFT, lower	1	
7	48710-87000	PIPE, tilt inlet	1	
8	48720-87000	PIPE, tilt outlet	1	
9	48321-87001	SHAFT, tilt cylinder upper	1	
10	09306-17001	BUSHING	2	
11	09380-17009	SNAP RING	2	
12	48125-87000	WASHER	2	

FIG. 24

Q'TY



REF.NO.	PART NO.	DESCRIPTION	Q'TY	REMARKS
	48505-87000	O RING SET, manifold	1	INC.Ref.No. 6,7,48,55
	48605-87000	O RING SET, trim	1	INC.Ref.No. 41,43
1-1	48502-87000-02M	MANIFOLD ASSY, PTT	1	
1-2	48502-87000-01T	MANIFOLD ASSY, PTT	1	
2	48510-87000	.PUMP ASSY, gear	1	
3	07110-05255	.BOLT	2	
4	07110-05305	.BOLT	1	
5	08321-31055	.LOCK WASHER	3	
6	48518-87000	.O RING	2	
7	48818-87000	.O RING	3	
8	48834-87000	.BUSH, seal	1	
9	48833-87000	.SPRING	1	
10	48831-87000	.CASE, dn pressure valve	1	
11	48832-87000	.VALVE, dn pressure	2	
12	48520-87000	.SPOOL	1	
13	48530-87000	.VALVE ASSY	2	
14	48532-87000	..VALVE, check	2	
15	48533-87000	..SPRING	2	
16	48534-87000	..VALVE	2	
17	48535-87000	..O RING	2	
18	48536-87000	..O RING	2	
19	48588-87000	.O RING	3	
20	48586-94500	.PLUG	3	
21	48691-87000	.PLUG	12	
22	48853-87000	.O RING	1	
23	48584-87000	.FILTER	2	
24	48851-87000	.COLLAR, orifice	1	
25	48852-87000	.PLUG, orifice	1	
26	48854-87000	.O RING, orifice plug	1	
27	48811-87000	.HSG, pressure valve	1	
28	48823-87000	.SPRING	1	
29	48821-87000	.CASE	2	
30	48843-87000	.SPRING	1	
31	48844-87000	.HOLDER, ball	1	
32	48842-87000	.BALL, shock valve	1	

DT150/200 VG E3

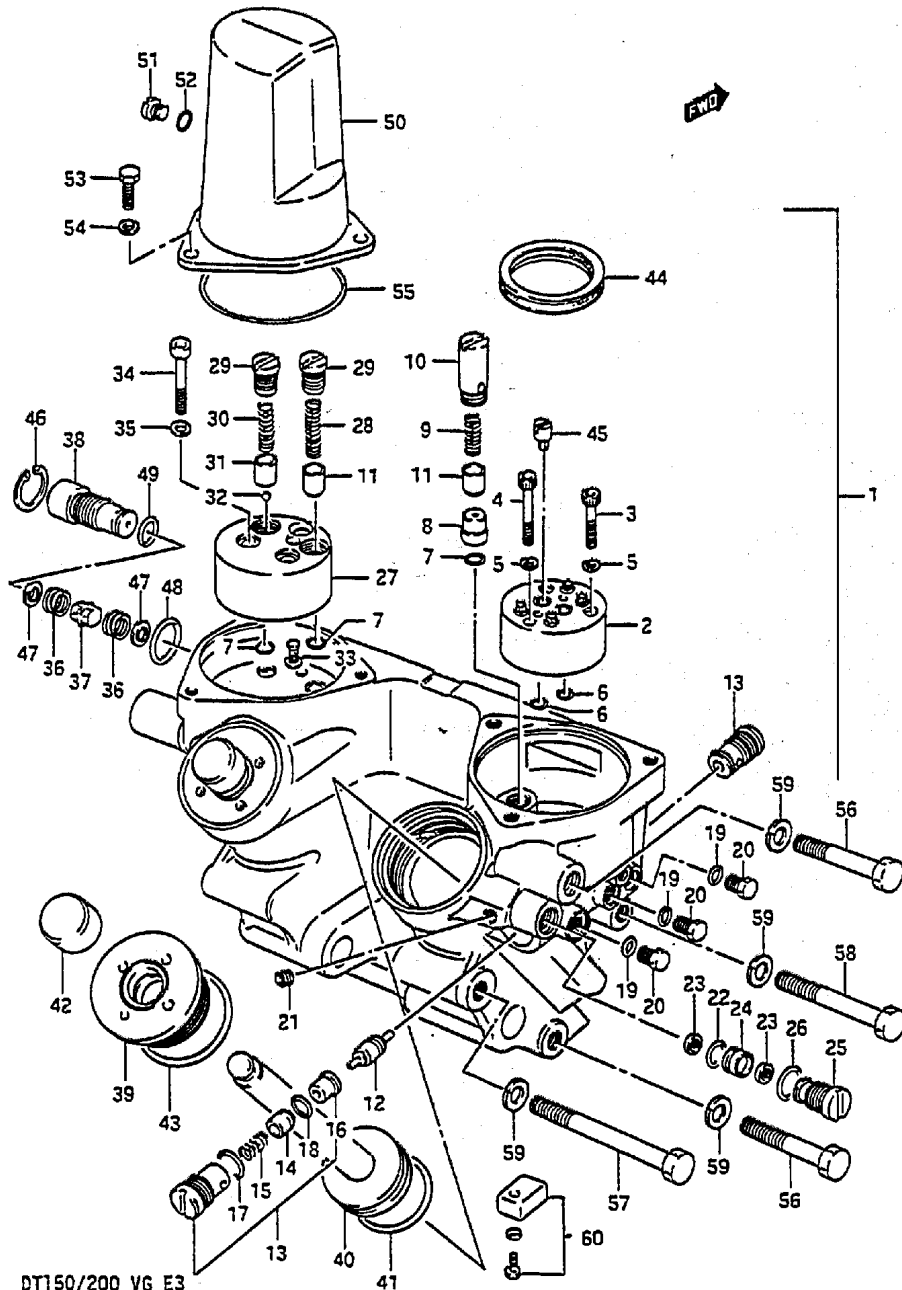
DT150/200 VG E3

Revised March 1987

E4

FIG. 24

Q'TY



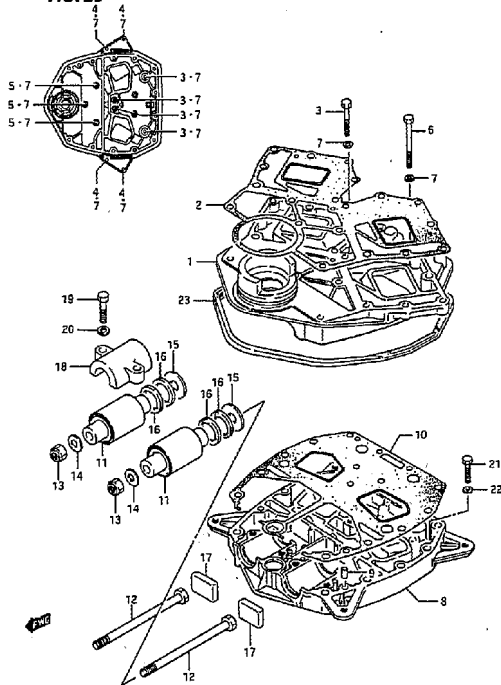
DT150/200 VG E3

REF.NO.	PART NO.	DESCRIPTION	Q'TY	REMARKS
33	48581-87000	.FILTER	1	
34	07110-06355	.BOLT	3	
35	08321-31067	.LOCK WASHER	3	
36	48554-87000	.SPRING	1	
37	48552-87000	.VALVE, manual valve	1	
38	48551-87000	.PLUG, manual valve	1	
39	48630-87000	.HEAD, trim	2	
40	48610-87000	.PISTON & RAM	2	
41	48627-87000	.O RING	2	
42	48660-87000	.END BLOCK, trim ram	2	
43	48633-87000	.O RING, head	2	
44	48582-87000	.FILTER, pump	1	
45	48583-87000	.DRIVE JOINT	1	
46	48681-87000	.RING, snap	1	
47	48553-87000	.SEAL WASHER	2	
48	48682-87000	.O RING	1	
49	48555-87000	.O RING	1	
50	48571-87000	RESERVOIR	1	
51	09248-10005	PLUG	1	
52	09280-08014	O RING	1	
53	09100-06103	BOLT	3	
54	09162-06001	LOCK WASHER	3	
55	48585-87000	O RING	1	
56	09100-10155	BOLT (L:50)	4	
57	09100-10156	BOLT (L:80)	2	
58	09100-10208	BOLT (L:70)	2	
59	09162-10005	LOCK WASHER	8	
60	55320-95310	ZINC ASSY, protection	1	

DT150/200 VG E3

E3

FIG. 25



DT150/200 VG E3

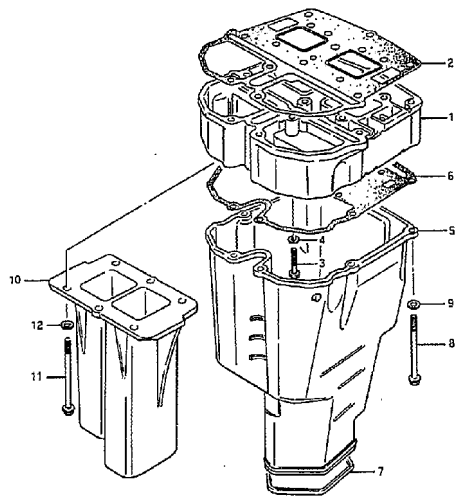
FIG. 25 (E - 6) ENGINE HOLDER

REF.NO.	PART NO.	DESCRIPTION	Q'TY	REMARKS
1-1	11431-87001-02M	HOUSING, under oil seal	1	
1-2	11431-87001-01T	HOUSING, under oil seal	1	
2	11433-87000	GASKET, under oil seal HOUS	1	
3	09100-08214	BOLT (L:50)	5	
4	09100-08220	BOLT (L:40)	4	
5	09100-08232	BOLT (L:30)	3	
6	09100-08246	BOLT (L:8C)	2	
7	09160-08082	WASHER	14	
8-1	51111-87000-02M	HOLDER, engine	1	
8-2	51111-87000-01T	HOLDER, engine	1	
9	09202-08006	PIN	2	
10	51211-87000	GASKET, engine holder	1	
11-1	54130-87000	MOUNTING, upper	2	DT150,DT200
11-2	54130-87D10	MOUNTING, upper	2	DT150S
12	09100-12042	BOLT	2	
13	09159-12014	NUT	2	
14	09160-12066	WASHER	2	
15	09160-12075	WASHER	2	
16	54121-87000	STOPPER, upper thrust	4	
17	54125-87000	MOUNTING, upper rear	2	
18	54137-87000	COVER, upper mounting	2	
19	09100-10157	BOLT	4	
20	09162-10005	LOCK WASHER	4	
21	09100-08224	BOLT	2	
22	09169-08038	WASHER SEAL	2	
23	61113-87001	SEAL, engine lower	1	

DT150/200 VG E3

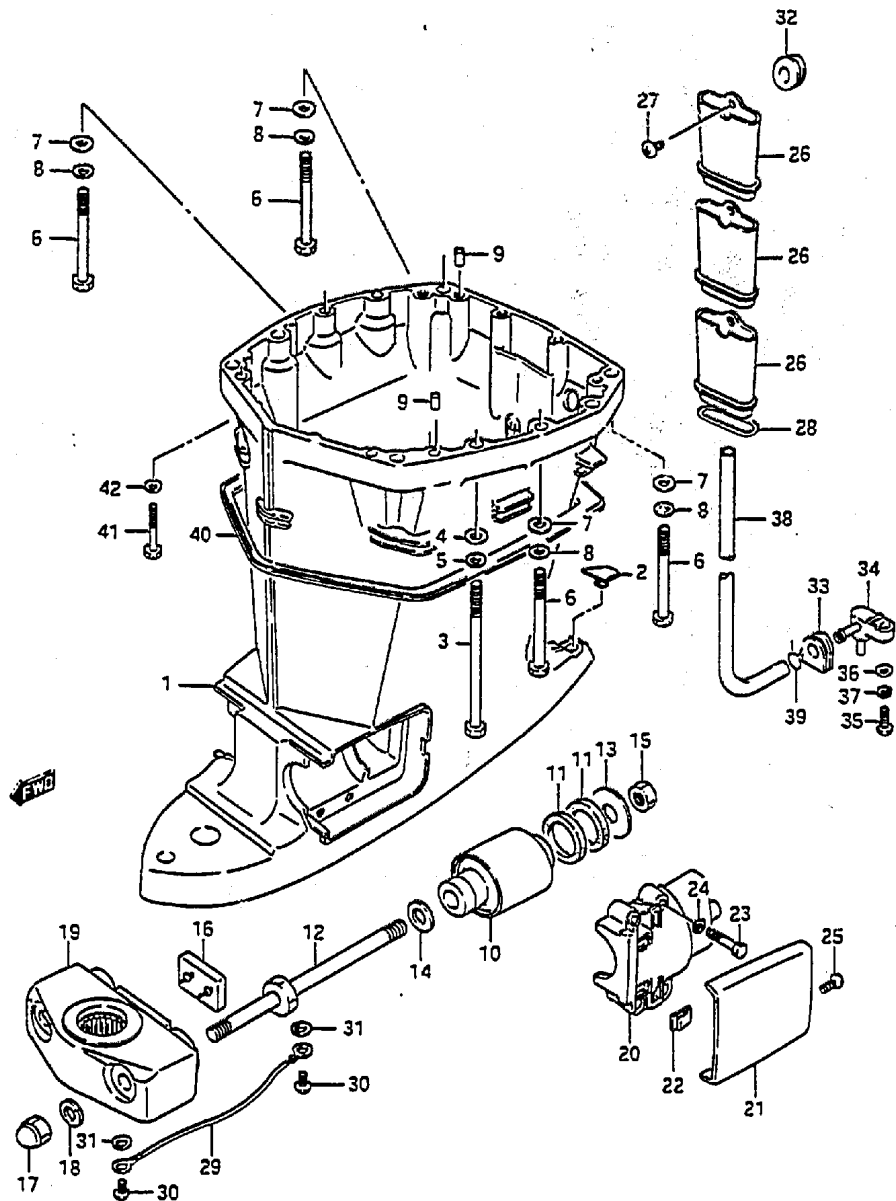
E6

FIG. 26



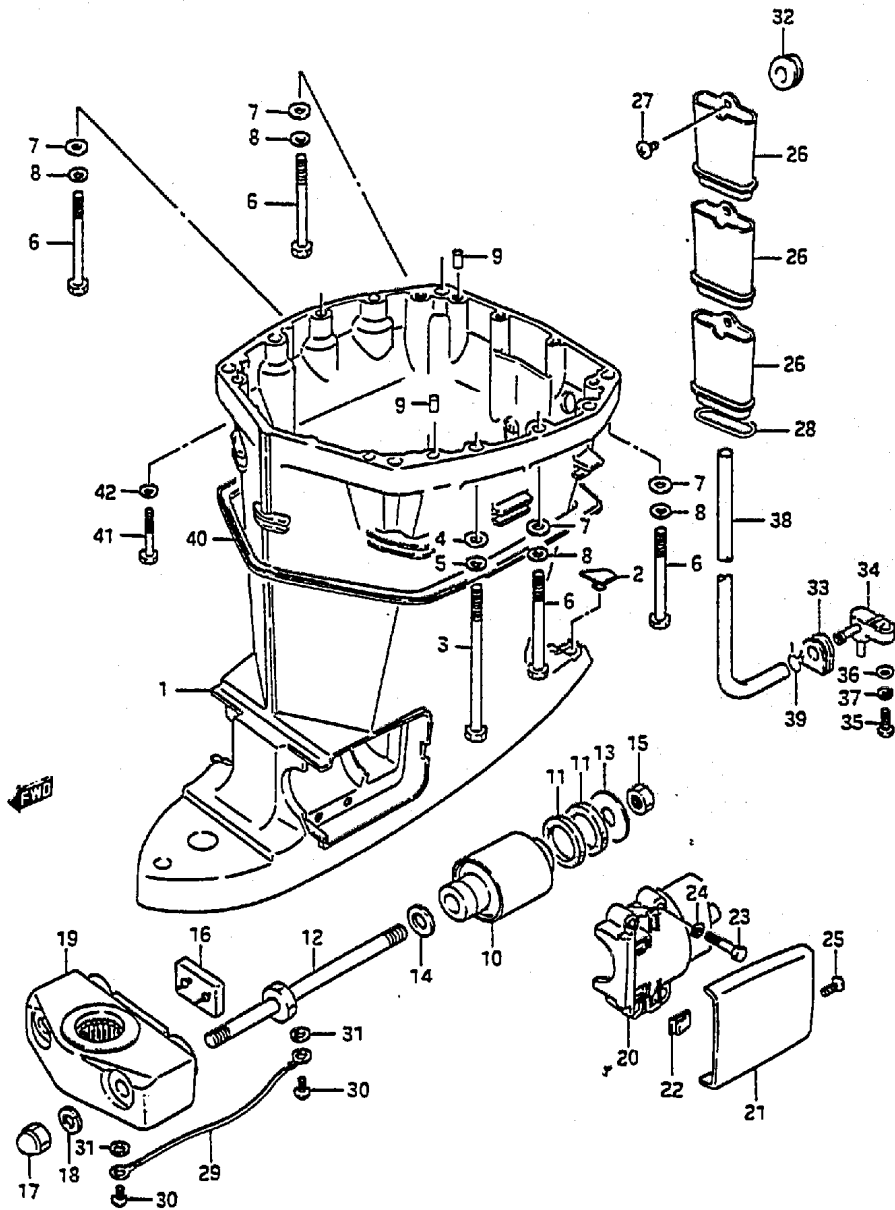
REF.NO.	PART NO.	DESCRIPTION	Q'TY	REMARKS
1	52211-87000	MANIFOLD, exhaust	1	
2	52231-87000	GASKET	1	
3	09100-06117	BOLT	2	
4	09162-06006	LOCK WASHER	2	
5	52311-87000	HOUSING, exhaust tube	1	
6	52331-87000	GASKET, exhaust tube housing	1	
7	52332-87000	SEAL, exhaust tube housing	1	
8	09103-08191	BOLT	7	
9	09169-08038	WASHER, seal	7	
10-1	14211-87000	TUBE, exhaust	1	DT150,DT150S,-602131
10-2	14211-87001	TUBE, exhaust	1	DT150,DT150S,602132-
10-3	14211-88000	TUBE, exhaust	1	DT200
11	09103-08191	BOLT	6	
12	09162-08007	LOCK WASHER	6	

FIG. 27



REF.NO.	PART NO.	DESCRIPTION	Q'TY	REMARKS
1-1	52111-87003-02M	HOUSING, drive shaft (L)	1	DT150
1-2	52111-87004-02M	HOUSING, drive shaft (L)	1	DT200
1-3	52111-87003-01T	HOUSING, drive shaft (L)	1	DT150
1-4	52111-87004-01T	HOUSING, drive shaft (L)	1	DT200
1-5	52111-87013-02M	HOUSING, drive shaft (X)	1	DT150
1-6	52111-87014-02M	HOUSING, drive shaft (X)	1	DT200
1-7	52111-87013-01T	HOUSING, drive shaft (X)	1	DT150
1-8	52111-87014-01T	HOUSING, drive shaft (X)	1	DT200
2	52115-87001	CAP	1	
3	09100-10159	BOLT	6	
4	09160-10082	WASHER	6	
5	09162-10005	LOCK WASHER	6	
6	09100-10251	BOLT (L:90)	4	
7	09160-10082	WASHER	4	
8	09161-10009	LOCK WASHER	4	
9	09202-08006	PIN	2	
10-1	54160-87000	MOUNTING, lower	2	DT150,DT200
10-2	54160-87010	MOUNTING, lower	2	DT150S
11	54165-87000	DAMPER, reverse stopper lower	4	
12	54166-87001	BOLT, lower mounting	2	
13	09160-14039	WASHER	2	
14	09160-14040	WASHER	2	
15	09140-14030	NUT	2	
16	54151-87000	MOUNTING, lower thrust	1	
17	09145-14001	NUT	2	
18	09162-14004	LOCK WASHER	2	
19-1	54211-87000-02M	BRACKET, lower mounting	1	
19-2	54211-87000-01T	BRACKET, lower mounting	1	
20-1	54221-87000-02M	COVER, lower mounting	2	DT150
20-2	54221-87001-02M	COVER, lower mounting	2	DT200
20-3	54221-87000-01T	COVER, lower mounting	2	DT150
20-4	54221-87001-01T	COVER, lower mounting	2	DT200

FIG. 27



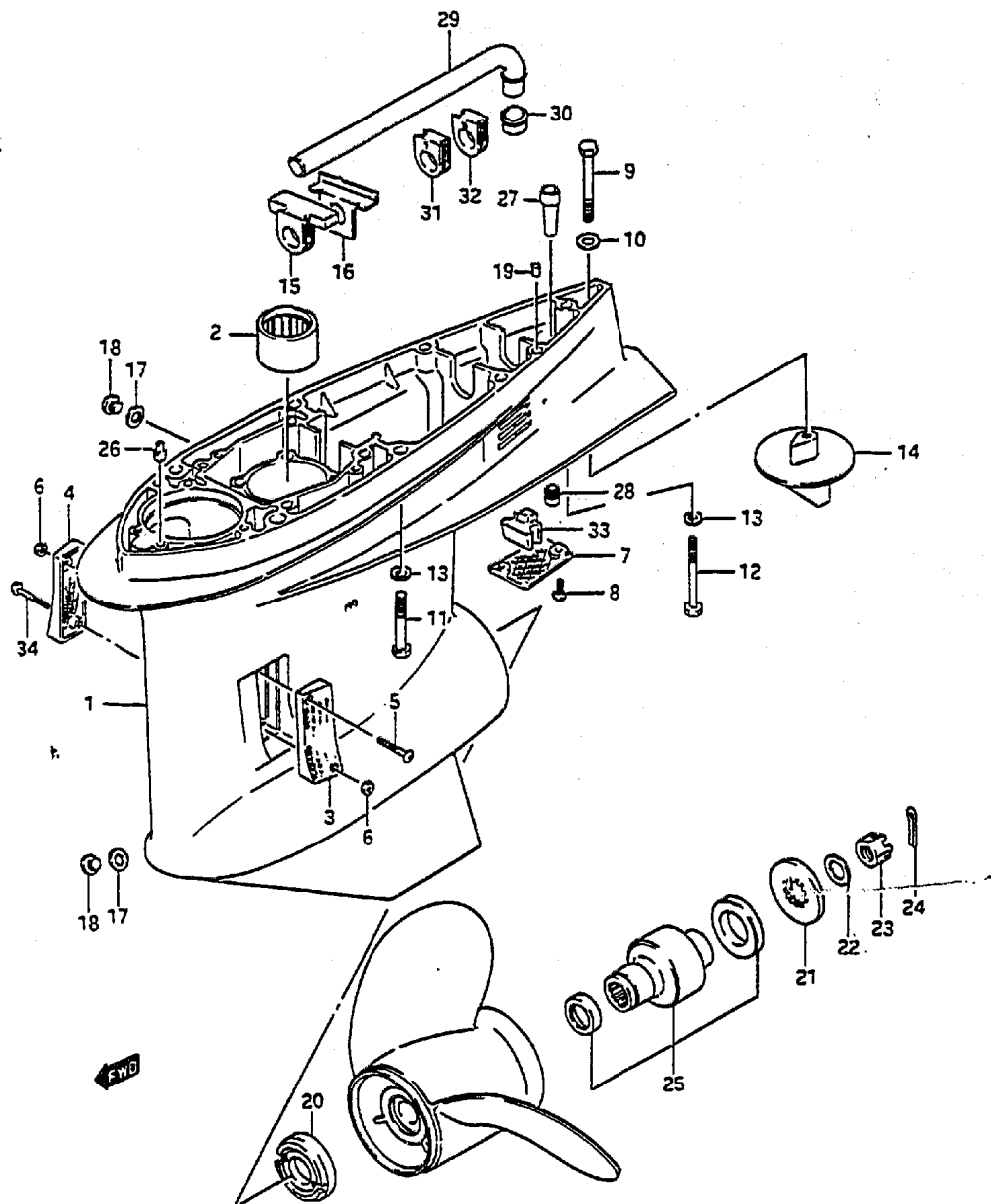
REF.NO.	PART NO.	DESCRIPTION	Q'TY	REMARKS
21-1	54222-87D00-02M	CAP	2	
21-2	54222-87D00-01T	CAP	2	
22	54223-87D01	SPRING	4	
23	09100-08248	BOLT	8	
24	09162-08007	LOCK WASHER	8	
25	09126-06008	SCREW	2	
26	52123-87D00	TUBE, over flow	3	
27	09125-06069	SCREW	1	
28	09280-45004	O RING	1	
29	36895-87D00	LEAD, bracket to housing	1	
30	09125-06063	SCREW	2	
31	09161-06020	WASHER	2	
32	52341-87D00	GROMMET, drain hose No.1	1	
33	52342-87D00	GROMMET, drain hose No.2	1	
34	52343-87D01	CONNECTOR, drain hose	1	
35	09100-06120	BOLT	1	
36	09160-06047	WASHER	1	
37	09162-06006	LOCK WASHER	1	
38-1	09343-07176	HOSE (L)	1	L:680*550
38-2	09343-07176	HOSE (X)	1	L:680
39	09401-11402	CLIP	2	
40	61134-87D00	SEAL, engine holder cover	1	
41	09100-08160	BOLT	2	
42	09162-08007	LOCK WASHER	2	

FIG. 28

FIG. 28 (E-10) GEAR CASE

Q'TY

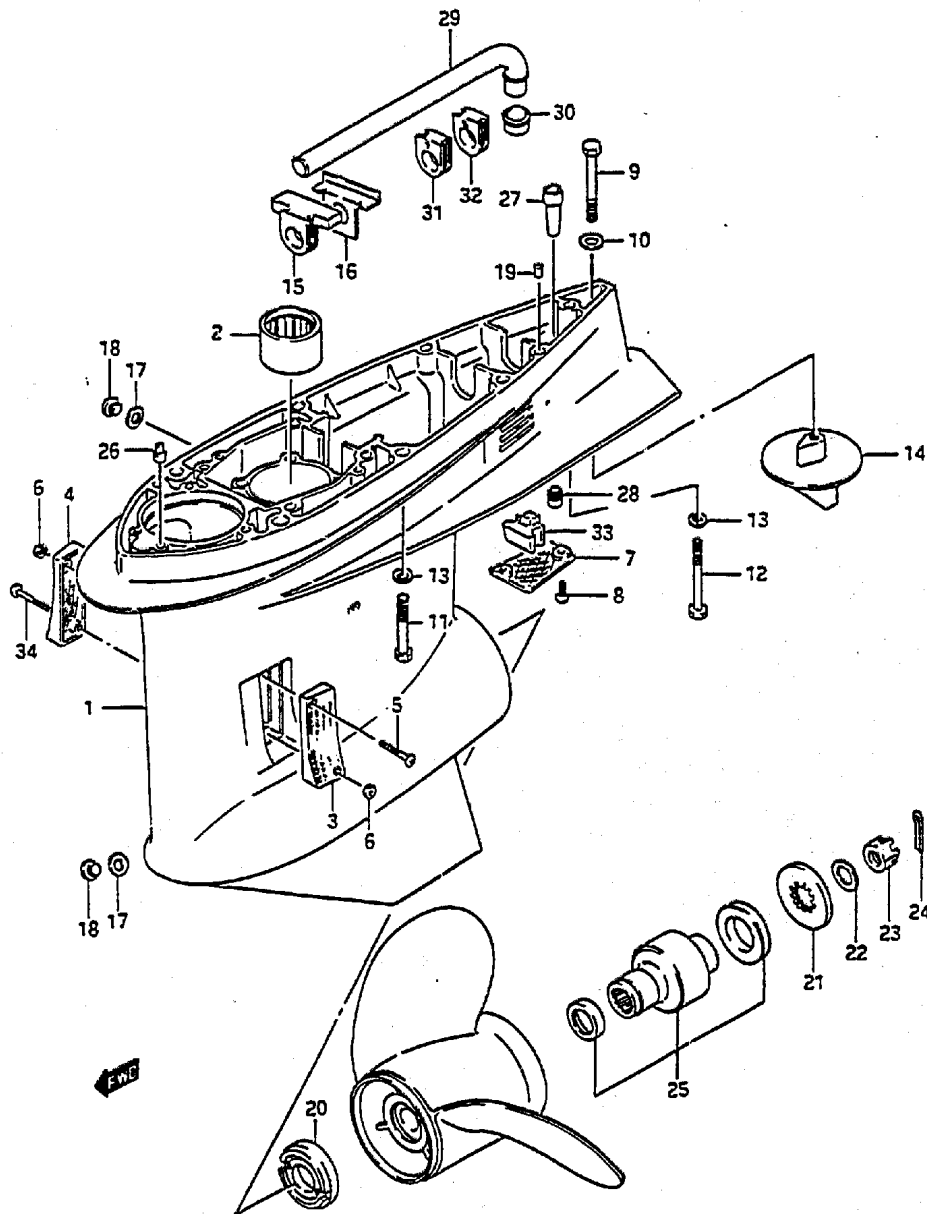
REMARKS



REF.NO.	PART NO.	DESCRIPTION	Q'TY	REMARKS
1-1	55110-87000-02M	CASE ASSY, gear	1	
1-2	55110-87000-01T	CASE ASSY, gear	1	
2	09263-28026	.BEARING, pinion	1	
3	17631-87002	FILTER, water port side	1	
4	17632-87002	FILTER, water stbd side	1	
5	09125-04018	SCREW (L:35)	1	
6	09140-04005	NUT	2	
7	17635-87001	FILTER, water sub	1	
8	09125-05046	SCREW	2	
9	09100-10253	BOLT	1	
10	09160-10082	WASHER	1	
11	09100-10263	BOLT	6	
12	09100-10264	BOLT	1	
13	09162-10005	LOCK WASHER	7	
14	55125-87000	TRIM TAB	1	
15	55332-87000	RUBBER, exhaust seal	1	
16	55333-87000	PLATE, exhaust seal	1	
17	09168-10022	GASKET	2	
18	09248-10005	PLUG, drain	2	
19	09202-08006	PIN	2	
20	57632-87000	STOPPER	1	
21	57633-87000	SPACER	1	
22	09160-18019	WASHER	1	
23	09141-18005	NUT	1	
24	09204-03001	COYTER PIN	1	
25	58105-87001	BUSHING SET, propeller	1	

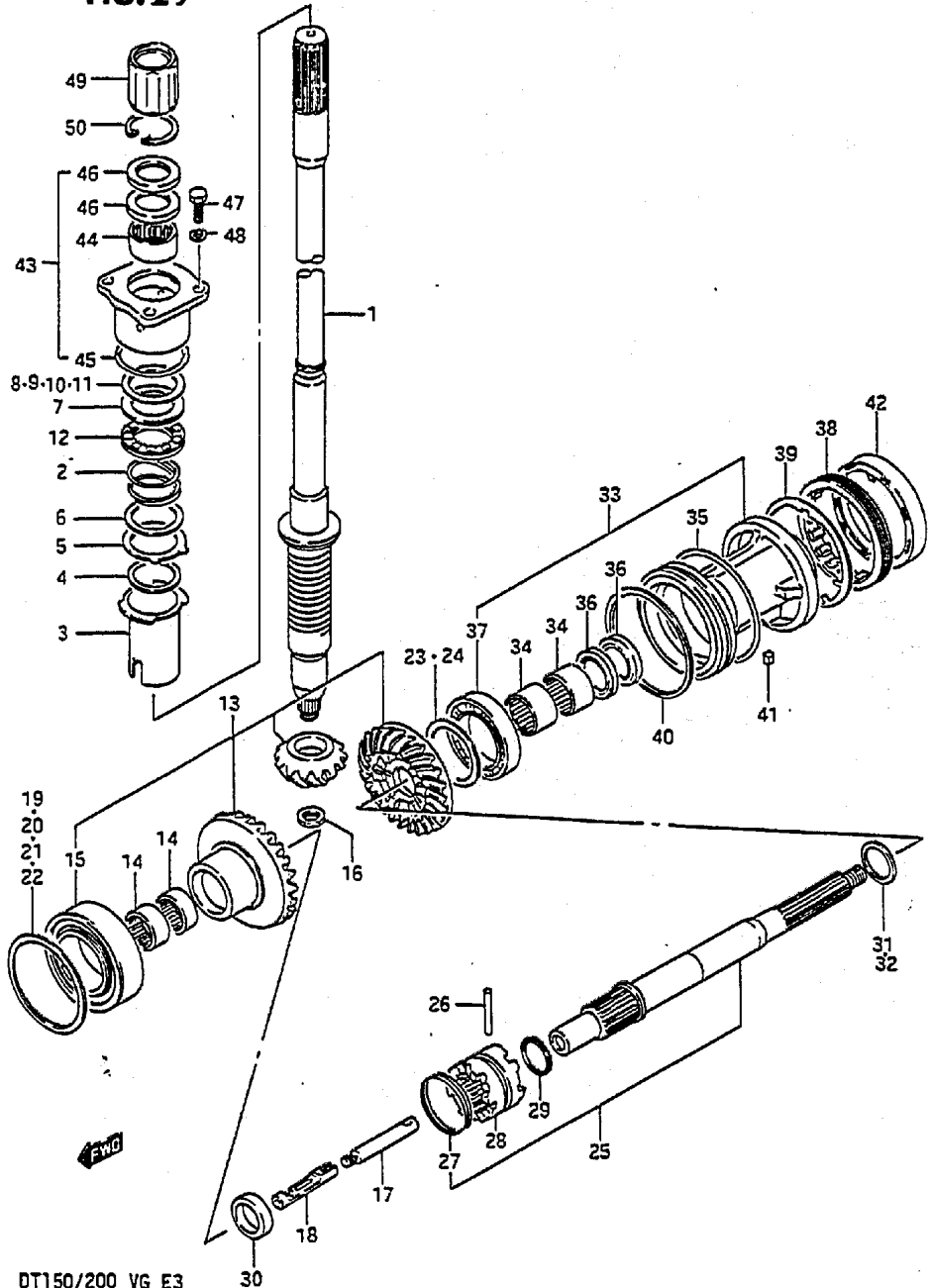
FIG. 28

FIG. 28 (E-11) GEAR CASE



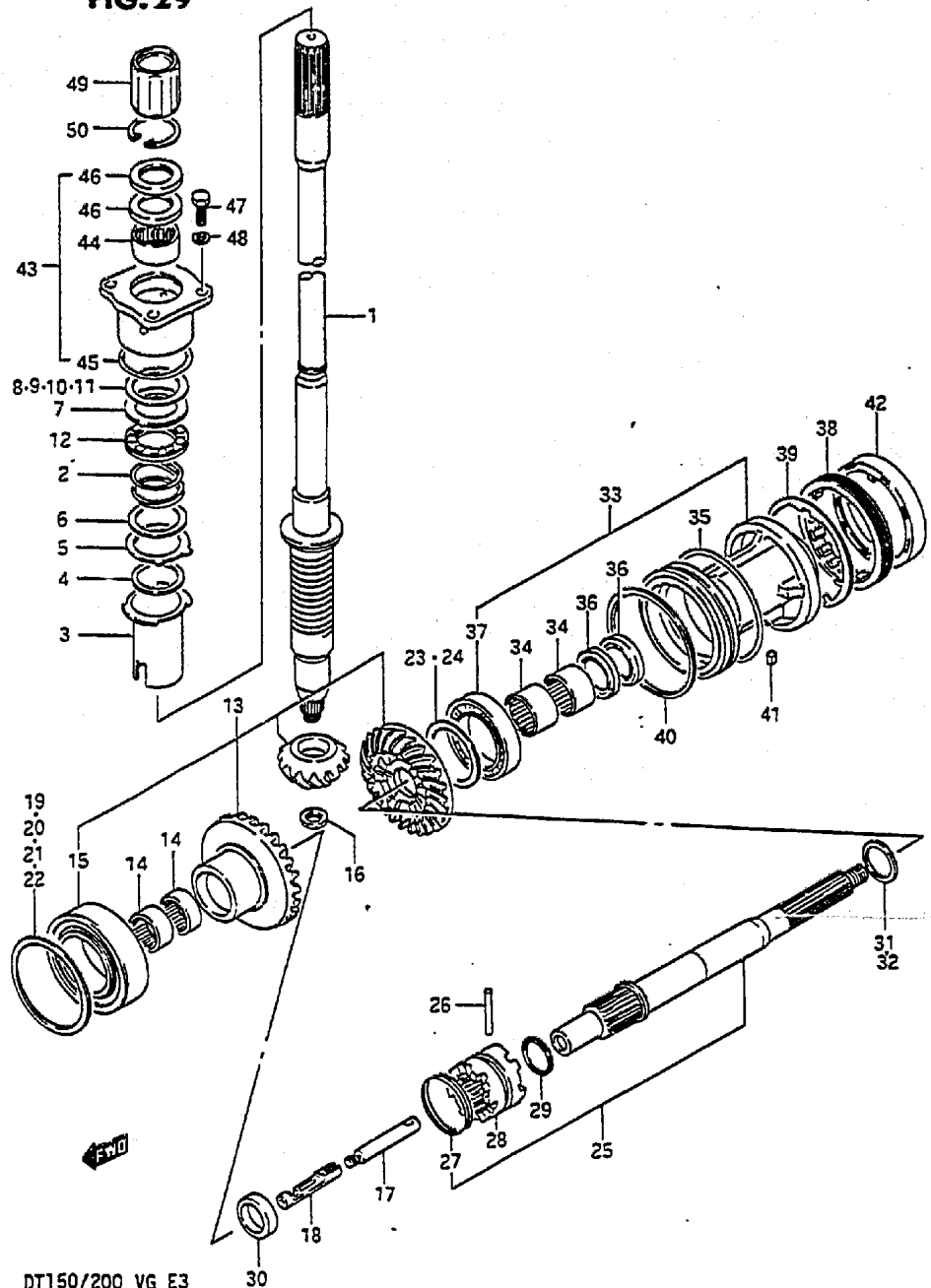
REF.NO.	PART NO.	DESCRIPTION	Q'TY	REMARKS
26	09209-08019	PIN	1	
27	55118-87000	GROMMET, gear case	1	
28	55119-87000	PIPE, water drain	1	
29	17521-87000	TUBE, water sub	1	
30	17565-87000	BUSH, sub water tube	1	
31	17566-87000	GROMMET, sub water tube	1	
32	17567-87000	GROMMET, sub water tube	1	
33	55116-87001	PLUG, gear case	1	OPT
34	09125-04020	SCREW (L:50)	1	

FIG.29



REF.NO.	PART NO.	DESCRIPTION	Q'TY	REMARKS
1-1	57110-87000	SHAFT ASSY, drive (L)	1	
1-2	57110-87010	SHAFT ASSY, drive (X)	1	
2	09440-42001	SPRING, drive shaft	1	
3-1	57133-87000	COLLER, drive shaft	1	DT150
3-2	57133-87001	COLLER, drive shaft	1	DT150S,DT200
4	57134-87000	PROTECTOR	1	
5	09166-37001	THRUST WASHER (32x50x2)	1	
6	09160-36007	THRUST WASHER (32x47x2)	1	
7	09160-32005	THRUST WASHER (32x52x4.25)	1	
8	57500-87810	PINION SHIM SET No.1	1	
9-1	09181-37001	.SHIM (T:0.60)	1	
9-2	09181-37002	.SHIM (T:0.65)	1	
9-3	09181-37003	.SHIM (T:0.70)	1	
9-4	09181-37004	.SHIM (T:0.75)	1	
9-5	09181-37005	.SHIM (T:0.80)	1	
9-6	09181-37006	.SHIM (T:0.85)	1	
9-7	09181-37007	.SHIM (T:0.90)	1	
9-8	09181-37008	.SHIM (T:0.95)	1	
9-9	09181-37009	.SHIM (T:1.00)	1	
9-10	09181-37010	.SHIM (T:1.05)	1	
9-11	09181-37011	.SHIM (T:1.10)	1	
10	57500-87820	PINION SHIM SET No.2	1	
11-1	09181-37012	.SHIM (T:1.15)	1	
11-2	09181-37013	.SHIM (T:1.20)	1	
11-3	09181-37014	.SHIM (T:1.25)	1	
11-4	09181-37015	.SHIM (T:1.30)	1	
12	09269-30010	BEARING	1	
13	57300-87811	PINION/GEAR SET	1	
14	09263-25048	.BEARING, forward	2	
15	09265-50001	.BEARING, forward gear	1	
16	09140-16026	NUT	1	
17	57631-87001	PIN, connector	1	
18	25321-87001	SLIDER, shift horizonta 1	1	

FIG.29

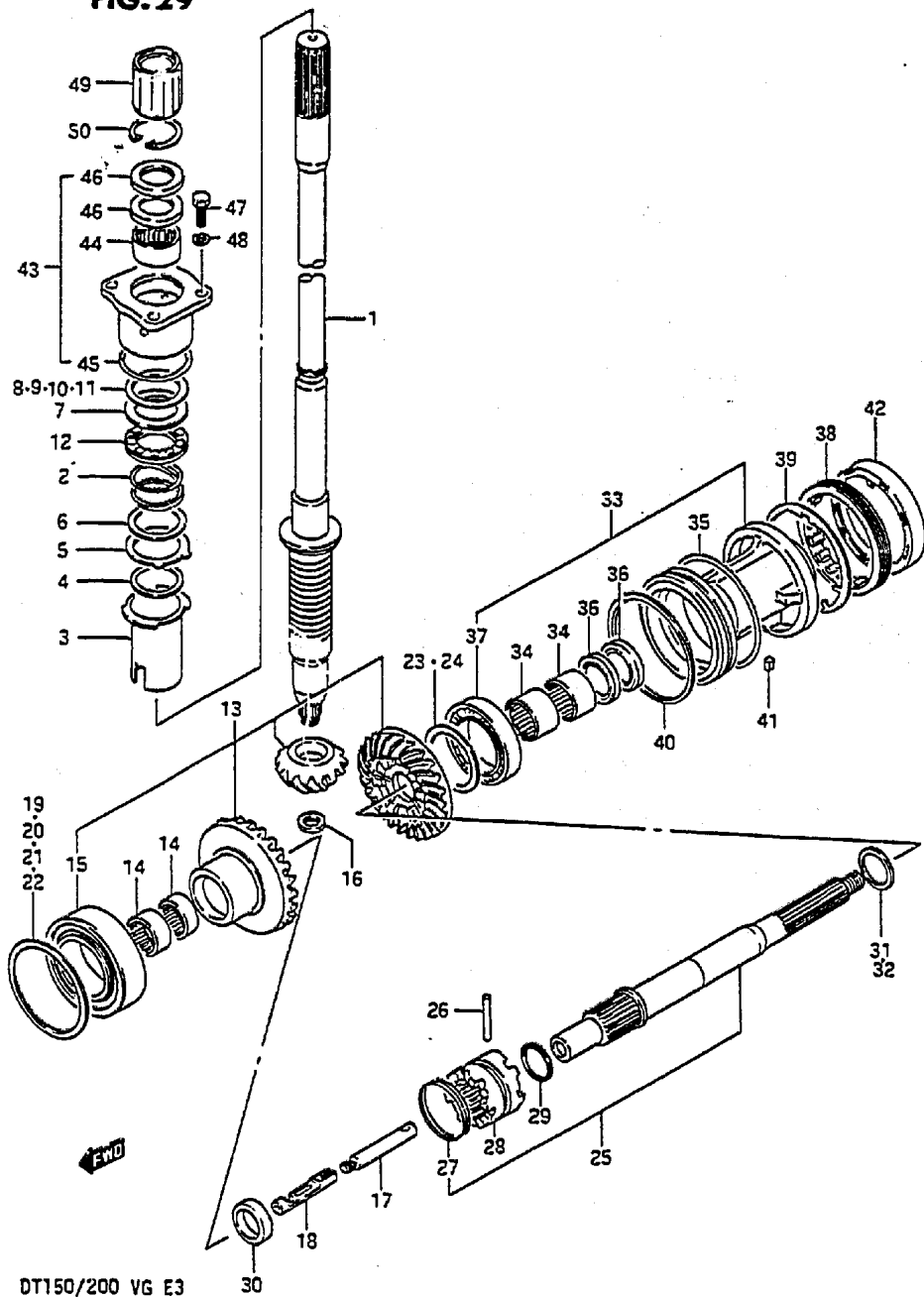


Q'TY

REMARKS

REF.NO.	PART NO.	DESCRIPTION	Q'TY	REMARKS
19	57500-87830	FORWARD GEAR SHIM SET No.1	1	
20-1	09181-77001	.SHIM (T:0.40)	1	
20-2	09181-77003	.SHIM (T:0.50)	1	
20-3	09181-77004	.SHIM (T:0.55)	1	
20-4	09181-77005	.SHIM (T:0.60)	1	
20-5	09181-77006	.SHIM (T:0.65)	1	
21	57500-87840	FORWARD GEAR SHIM SET No.2	1	
22-1	09181-77007	.SHIM (T:0.70)	1	
22-2	09181-77008	.SHIM (T:0.75)	1	
22-3	09181-77009	.SHIM (T:0.80)	1	
22-4	09181-77010	.SHIM (T:0.85)	1	
22-5	09181-77011	.SHIM (T:0.90)	1	
22-6	09181-77012	.SHIM (T:0.95)	1	
22-7	09181-77013	.SHIM (T:1.00)	1	
22-8	09181-77014	.SHIM (T:1.05)	1	
22-9	09181-77015	.SHIM (T:1.10)	1	
22-10	09181-77016	.SHIM (T:1.15)	1	
22-11	09181-77017	.SHIM (T:1.20)	1	
23	57500-87850	REVERSE GEAR SHIM SET	1	
24-1	09181-50014	.SHIM (T:0.9)	1	
24-2	09181-50013	.SHIM (T:1.0)	1	
24-3	09181-50012	.SHIM (T:1.1)	1	
24-4	09181-50005	.SHIM (T:1.2)	1	
24-5	09181-50006	.SHIM (T:1.3)	1	
24-6	09181-50007	.SHIM (T:1.4)	1	
24-7	09181-50008	.SHIM (T:1.5)	1	
24-8	09181-50009	.SHIM (T:1.6)	1	
24-9	09181-50010	.SHIM (T:1.7)	1	
24-10	09181-50011	.SHIM (T:1.8)	1	
25	57600-87000	SHAFT ASSY, propeller	1	
26	09202-08007	.PIN	1	
27	09440-52003	.SPRING	1	
28	57621-87000	.SHIFTER, clutch dog	1	
29	09380-35002	.STOPPER	1	
30	09180-25082	STOPPER	1	

FIG. 29



DT150/200 VG E3

FIG. 29 (F- 4) TRANSMISSION

REF.NO.	PART NO.	DESCRIPTION	Q'TY	REMARKS
31	57500-87860	REVERSE PROP SHAFT WASHER SET	1	
32-1	09160-30035	.THRUST WASHER (T:1.5)	1	
32-2	09160-30036	.THRUST WASHER (T:1.7)	1	
32-3	09160-30037	.THRUST WASHER (T:1.9)	1	
32-4	09160-30038	.THRUST WASHER (T:2.1)	1	
32-5	08211-30384	.THRUST WASHER (T:2.2)	1	
32-6	09160-30039	.THRUST WASHER (T:2.3)	1	
32-7	09160-30041	.THRUST WASHER (T:2.4)	1	
32-8	08211-30385	.THRUST WASHER (T:2.5)	1	
32-9	09160-30042	.THRUST WASHER (T:2.6)	1	
32-10	09160-30043	.THRUST WASHER (T:2.7)	1	
32-11	09160-30044	.THRUST WASHER (T:2.8)	1	
32-12	09160-30045	.THRUST WASHER (T:2.9)	1	
33-1	56120-87D00-02M	HOUSING, propeller shaft	1	
33-2	56120-87D00-01T	HOUSING, propeller shaft	1	
34	09263-30023	.BEARING	2	
35	09280-00021	.O RING	1	
36	09282-30006	.OIL SEAL	2	
37	08113-60100	.BEARING	1	
38	56122-87D00	STOPPER	1	
39	56123-87D00	WASHER	1	
40	09160-00001	SPACER (D:110,T:2)	1	
41	09421-04008	KEY	1	
42	58161-87D01	SEALRING, propeller	1	OPT
43	56130-87D00	HOUSING, drive shaft bearing	1	
44	09263-30022	.BEARING, drive shaft	1	
45	09280-55002	.O RING	1	
46	09282-24004	.OIL SEAL	2	
47	09100-08247	BOLT	4	
48	09162-08007	LOCK WASHER	4	
49	57130-87D00	BUSHING, drive shaft (X)	1	
50	09381-36003	CIRCLIP	1	

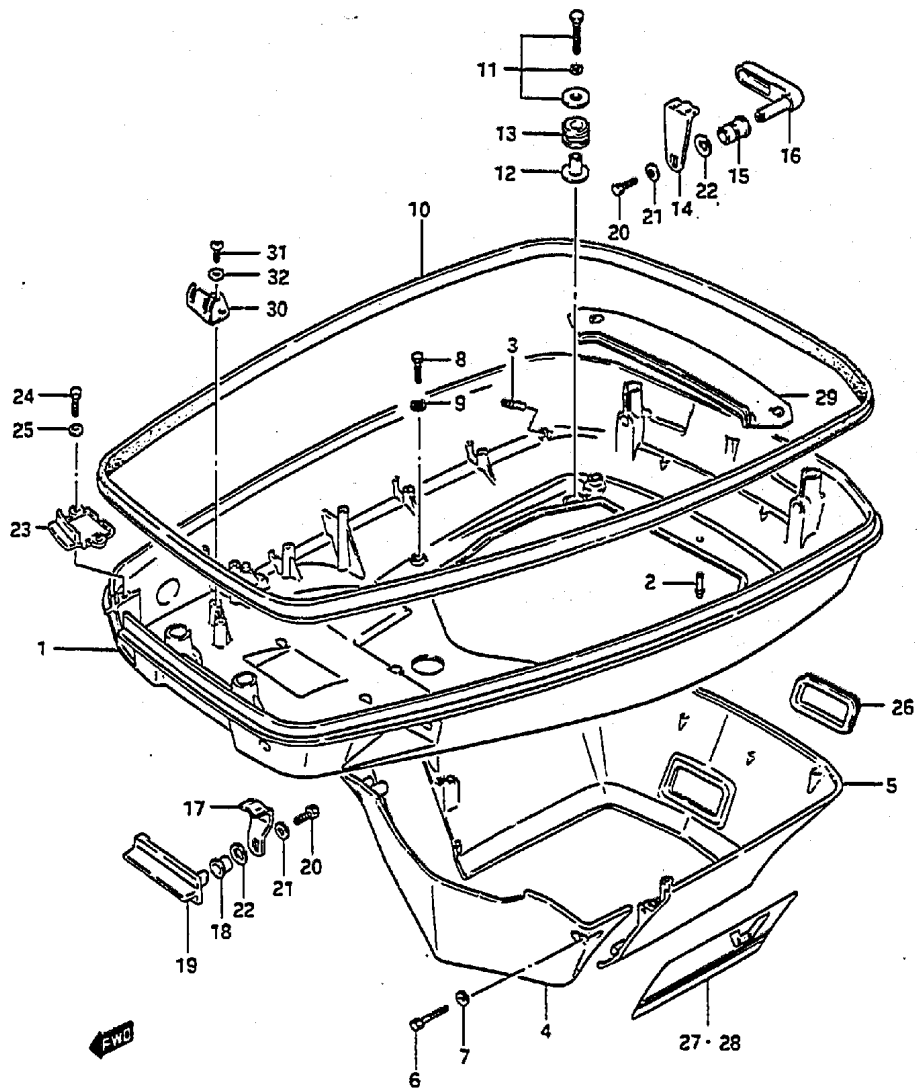
DT150/200 VG E3

FIG. 30

FIG. 30 (F- 5) LOWER COVER

Q'TY

REMARKS



REF.NO.	PART NO.	DESCRIPTION	Q'TY	REMARKS
1-1	61110-87001-02M	COVER, lower	1	
1-2	61110-87001-01T	COVER, lower	1	
2	61155-87000	.TUBE, water	1	
3	61155-94500	.TUBE, water	1	
4-1	61131-87000-02M	COVER, engine holder front	1	
4-2	61131-87000-01T	COVER, engine holder front	1	
5-1	61141-87000-02M	COVER, engine holder rear	1	
5-2	61141-87000-01T	COVER, engine holder rear	1	
6	09100-06117	BOLT	2	
7	09160-06015	WASHER	2	
8	09100-06121	BOLT	4	
9	09160-06082	WASHER	4	
10	61112-87000	SEAL, lower cover upper	1	
11	09118-08127	BOLT	4	
12	09169-08039	WASHER	4	
13	09320-11013	CUSHION	4	
14	61631-87000	HOOK, rear	2	
15	09307-13002	BUSH	2	
16-1	61633-87000-02M	LEVER, rear	2	
16-2	61633-87000-01T	LEVER, rear	2	
17	61641-87000	HOOK, front	1	
18	09307-13003	BUSH	1	
19-1	61633-95202-02M	LEVER, front	1	
19-2	61633-95202-01T	LEVER, front	1	
20	09100-06131	BOLT	3	
21	09160-06068	WASHER	3	
22	09164-13005	WAVE WASHER	3	

FIG.30

FIG.30 (F- 6) LOWER COVER

Q'TY

REMARKS

REF.NO.	PART NO.	DESCRIPTION	Q'TY	REMARKS
23-1	61125-87000-02H	PLATE, cable grommet	1	
23-2	61125-87000-01T	PLATE, cable grommet	1	
24	09100-06122	BOLT	2	
25	09160-06015	WASHER	2	
26	61142-87000	GROMMET	1	
27-1	61221-87000-26G	DECAL, lower cover STBD (Black)	1	
27-2	61221-87000-26H	DECAL, lower cover STBD (Red)	1	
28-1	61231-87000-26G	DECAL, lower cover PORT (Black)	1	
28-2	61231-87000-26H	DECAL, lower cover PORT (Red)	1	
29	61138-87000	COVER, water	1	
30	67341-87001	HOLDER, remocon cable	1	
31	09100-06126	BOLT	2	
32	09160-06082	WASHER	2	

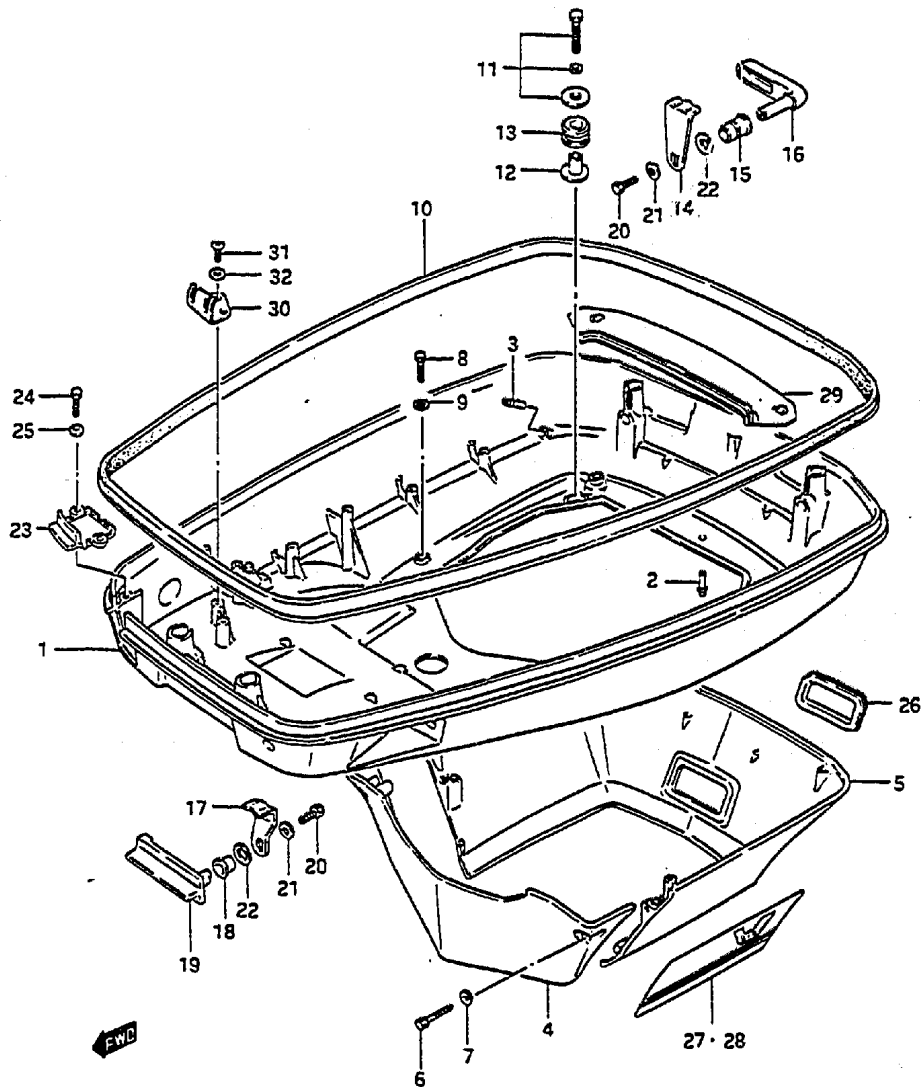


FIG-31

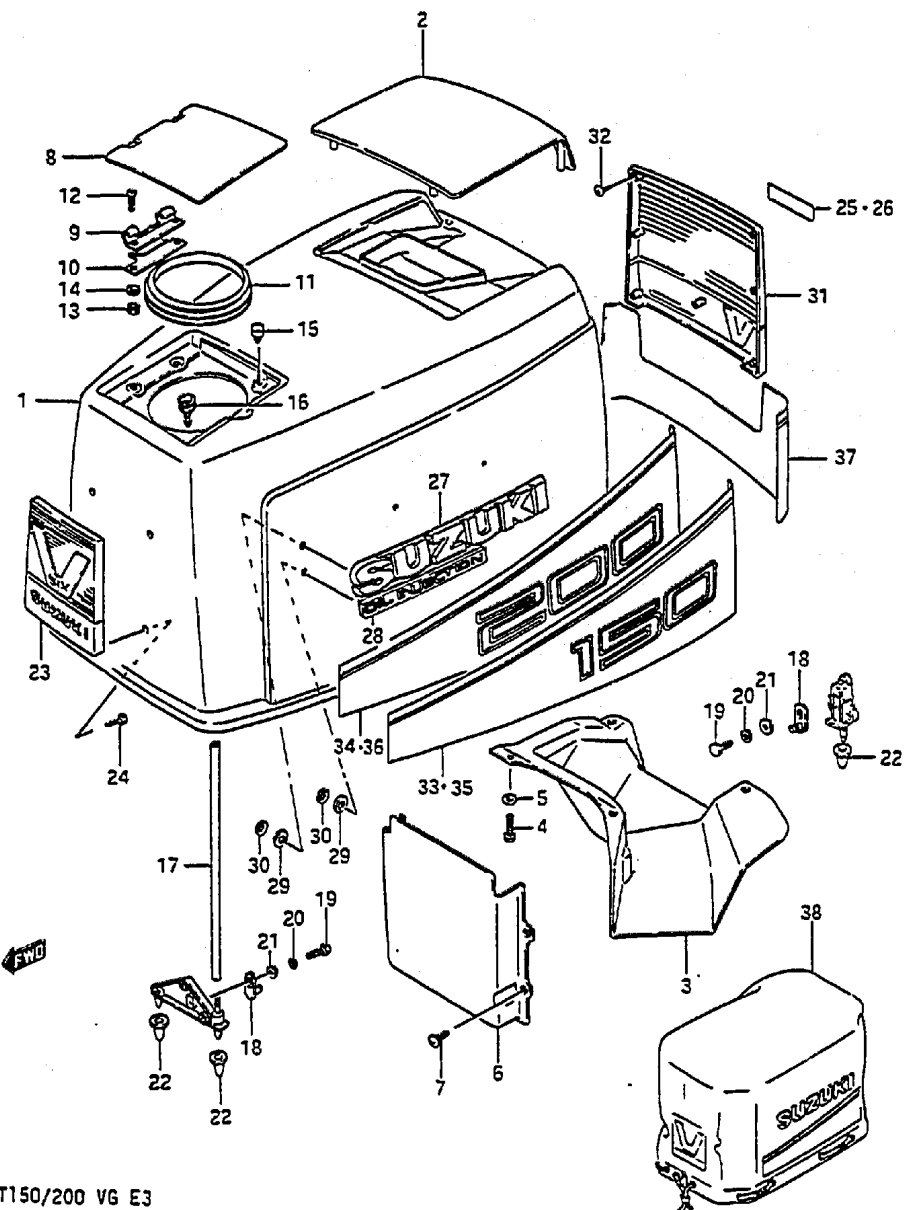


FIG.31 (F- 7) ENGINE COVER (DT150/200)

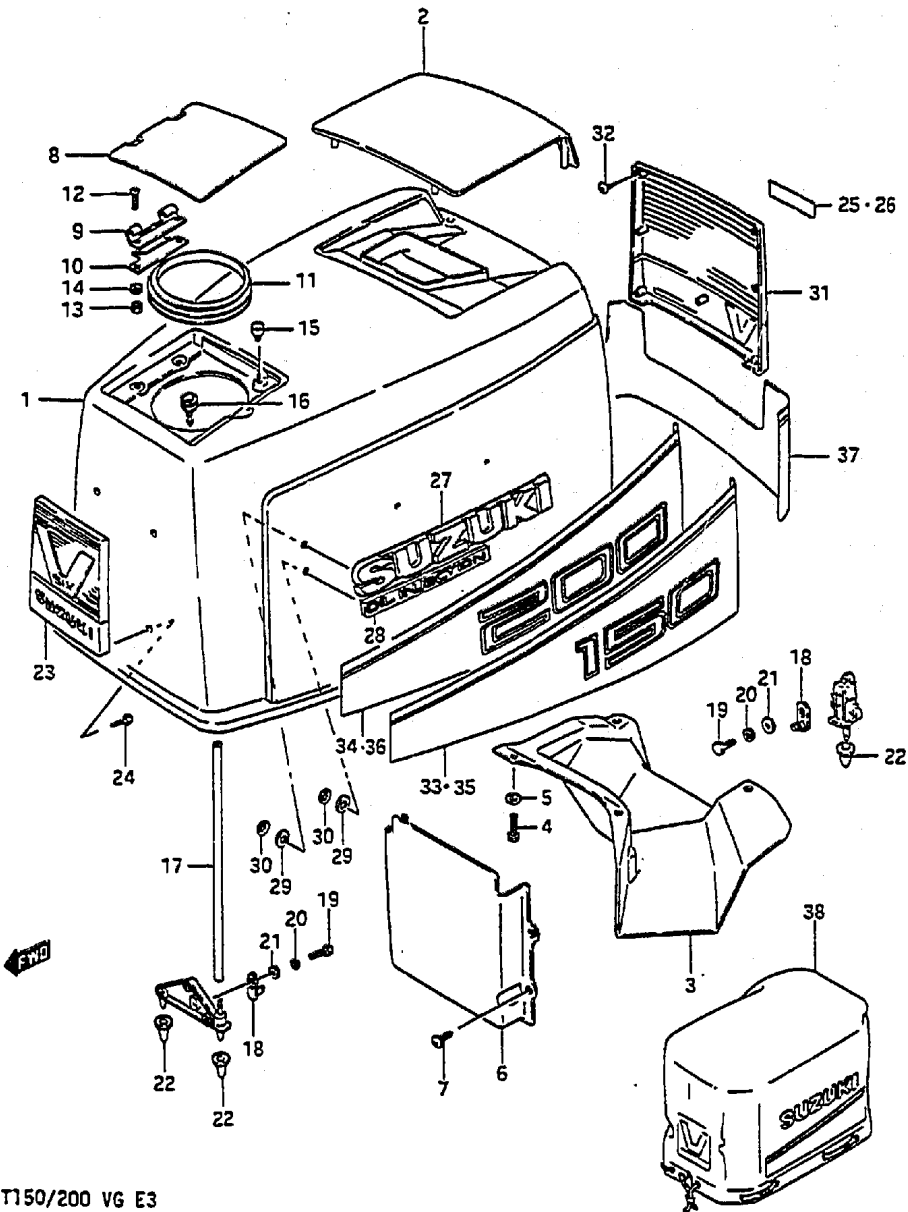
Q'TY

REF.NO.	PART NO.	DESCRIPTION	O2M	OLT	REMARKS
1-1	61400-87810-02M	COVER SET, engine	1	-	DT150
1-2	61400-87830-01T	COVER SET, engine	-	1	DT150
1-3	61400-87820-02M	COVER SET, engine	1	-	DT200
1-4	61400-87840-01T	COVER SET, engine	-	1	DT200
2-1	61431-87D01-02M	.COVER, air intake	1	-	
2-2	61431-87D01-01T	.COVER, air intake	-	1	
3	61433-87D00	.COVER, air intake inner	1	1	
4	09100-06126	.BOLT	4	4	
5	09160-06036	.WASHER	4	4	
6	61475-87D01	.GUIDE	1	1	
7	03242-05169	.SCREW	4	4	
8-1	61481-87D00-02M	.LID, oil tank filler	1	-	
8-2	61481-87D00-01T	.LID, oil tank filler	-	1	
9	61482-94400	.HINGE	1	1	
10	61485-94400	.SPRING	1	1	
11	61491-87D01	.SEAL, lid	1	1	
12	09125-05028	.SCREW	2	2	
13	09140-05001	.NUT	2	2	
14	09160-05024	.WASHER	2	2	
15	09321-05019	.CUSHION	2	2	
16	61495-87D00	.DRAIN, cover	1	1	
17	09343-05147	.HOSE	1	1	
18	61610-95513	.FASTENER	3	3	
19	01107-06122	.BOLT	3	3	
20	08321-21062	.LOCK WASHER	3	3	
21	08322-21062	.WASHER	3	3	
22	09329-08002	.CUSHION	4	4	
23-1	61421-87D00-291	.EMBLEM, front (Black)	1	-	
23-2	61421-87D00-26V	.EMBLEM, front (Red)	-	1	
24	03242-05129	.SCREW	4	4	
25-1	61435-87D00-70G	.MARK, rear "150" (Gold+Black)	1	-	
25-2	61435-87D00-8EH	.MARK, rear "150" (Gold+Red)	-	1	
26-1	61435-88D00-70G	.MARK, rear "200" (Gold+Black)	1	-	
26-2	61435-88D00-8EH	.MARK, rear "200" (Gold+Red)	-	1	

Refer to FIG.32 (F-9.10) for DT150S

FIG.31

FIG.31 (F-8) ENGINE COVER (DT150/200)



REF.NO.	PART NO.	DESCRIPTION	Q'TY	Q2M	Q1T	REMARKS
27-1	61441-87000-02M	.EMBLEM, SUZUKI	2	-		
27-2	61441-87000-01T	.EMBLEM, SUZUKI	-	2		
28	61442-87000	.MARK, oil injection	2	2		
29	09161-06015	.CUSHION	12	12		
30	09148-06008	.NUT	12	12		
31-1	61531-87000-291	.EMBLEM, rear (Black)	1	-		
31-2	61531-87000-26V	.EMBLEM, rear (Red)	-	1		
32	03242-05129	.SCREW	3	3		
33-1	61443-87000-26G	.DECAL, STBD "DT150" (Black)	1	-		
33-2	61443-87000-26H	.DECAL, STBD "DT150" (Red)	-	1		
34-1	61443-88000-26G	.DECAL, STBD "DT200" (Black)	1	-		
34-2	61443-88000-26H	.DECAL, STBD "DT200" (Red)	-	1		
35-1	61453-87000-26G	.DECAL, PORT "DT150" (Black)	1	-		
35-2	61453-87000-26H	.DECAL, PORT "DT150" (Red)	-	1		
36-1	61453-88000-26G	.DECAL, PORT "DT200" (Black)	1	-		
36-2	61453-88000-26H	.DECAL, PORT "DT200" (Red)	-	1		
37-1	61463-87001-70G	.DECAL, rear (Black)	1	-		
37-2	61463-87001-8EH	.DECAL, rear (Red)	-	1		
38	68110-87000	COVER, weather	1	1		OPT

FIG.32

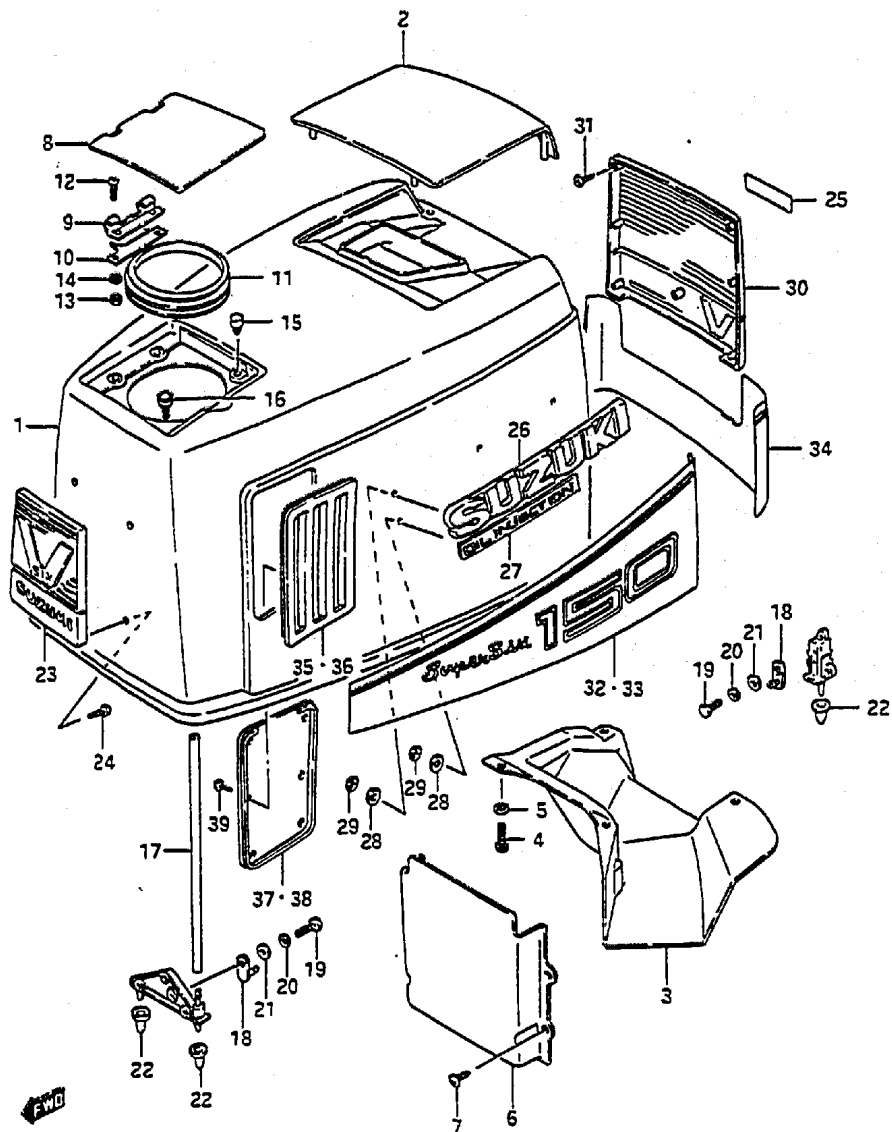
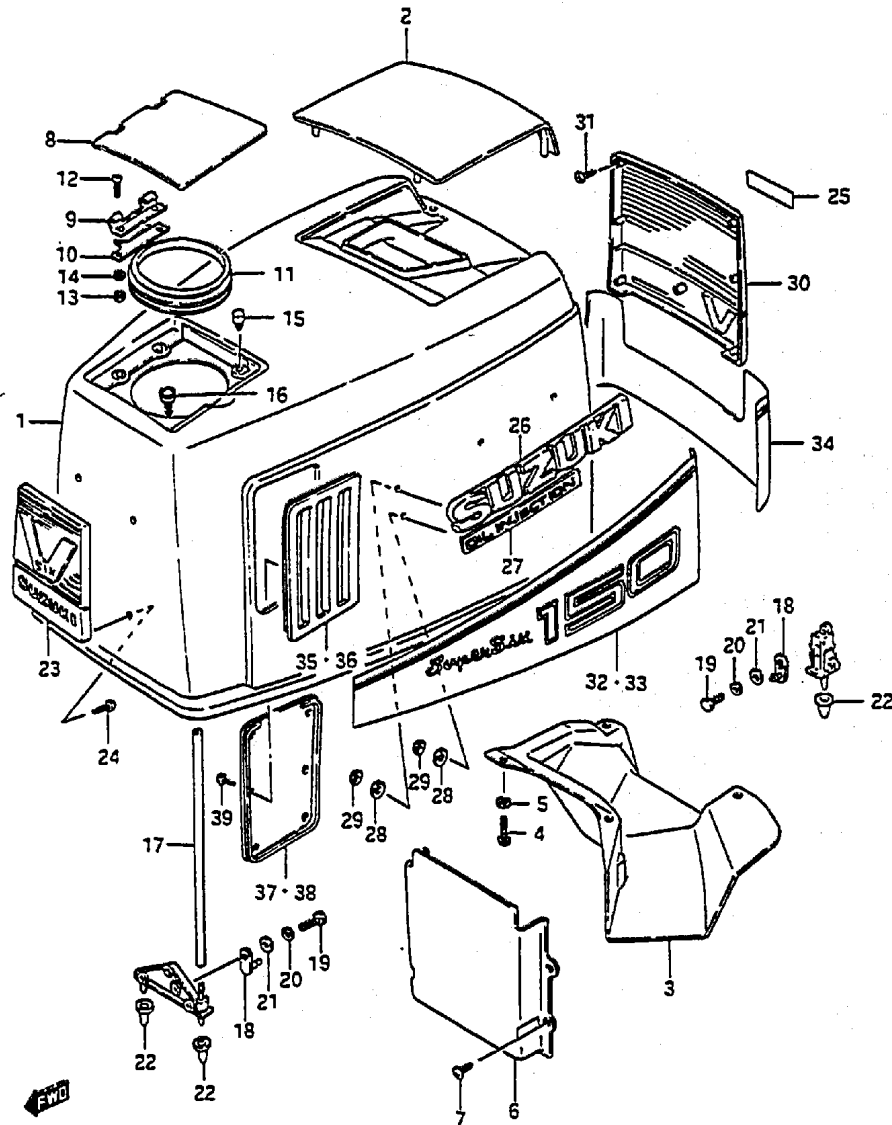


FIG.32 (F- 9) ENGINE COVER (DT150S)

REF.NO.	PART NO.	DESCRIPTION	Q'TY	02M O1T	REMARKS
1-1	61400-87850-02M	COVER SET, engine	1	-	
1-2	61400-87860-01T	COVER SET, engine	-	1	
2-1	61431-87D01-02M	.COVER, air intake	1	-	
2-2	61431-87D01-01T	.COVER, air intake	-	1	
3	61433-87D00	.COVER, air intake inner	1	1	
4	09100-06127	.BOLT	4	4	
5	09160-06027	.WASHER	4	4	
6	61475-87D01	.GUIDE	1	1	
7	03242-05169	.SCREW	4	4	
8-1	61481-87D00-02M	.LID, oil tank filler	1	-	
8-2	61481-87D00-01T	.LID, oil tank filler	-	1	
9	61482-94400	.HINGE	1	1	
10	61485-94400	.SPRING	1	1	
11	61491-87D01	.SEAL, lid	1	1	
12	09125-05028	.SCREW	2	2	
13	09140-05001	.NUT	2	2	
14	09160-05024	.WASHER	2	2	
15	09321-05019	.CUSHION	2	2	
16	61495-87D00	.DRAIN, cover	1	1	
17	09343-05147	.HOSE	1	1	
18	61610-95513	.FASTENER	3	3	
19	01107-06122	.BOLT	3	3	
20	08321-21062	.LOCK WASHER	3	3	
21	08322-21062	.WASHER	3	3	
22	09329-08002	.CUSHION	4	4	
23-1	61421-87D00-291	.EMBLEM, front (Black)	1	-	
23-2	61421-87D00-26V	.EMBLEM, front (Red)	-	1	
24	03242-05129	.SCREW	4	4	
25-1	61435-87D00-70G	.MARK, rear "150" (Gold+Black)	1	-	
25-2	61435-87D00-8EH	.MARK, rear "150" (Gold+Red)	-	1	
26-1	61441-87D00-02M	.EMBLEM, SUZUKI	2	-	
26-2	61441-87D00-01T	.EMBLEM, SUZUKI	-	2	
27	61442-87D00	.MARK, oil injection	2	2	
28	09161-06015	.CUSHION	12	12	

FIG. 32

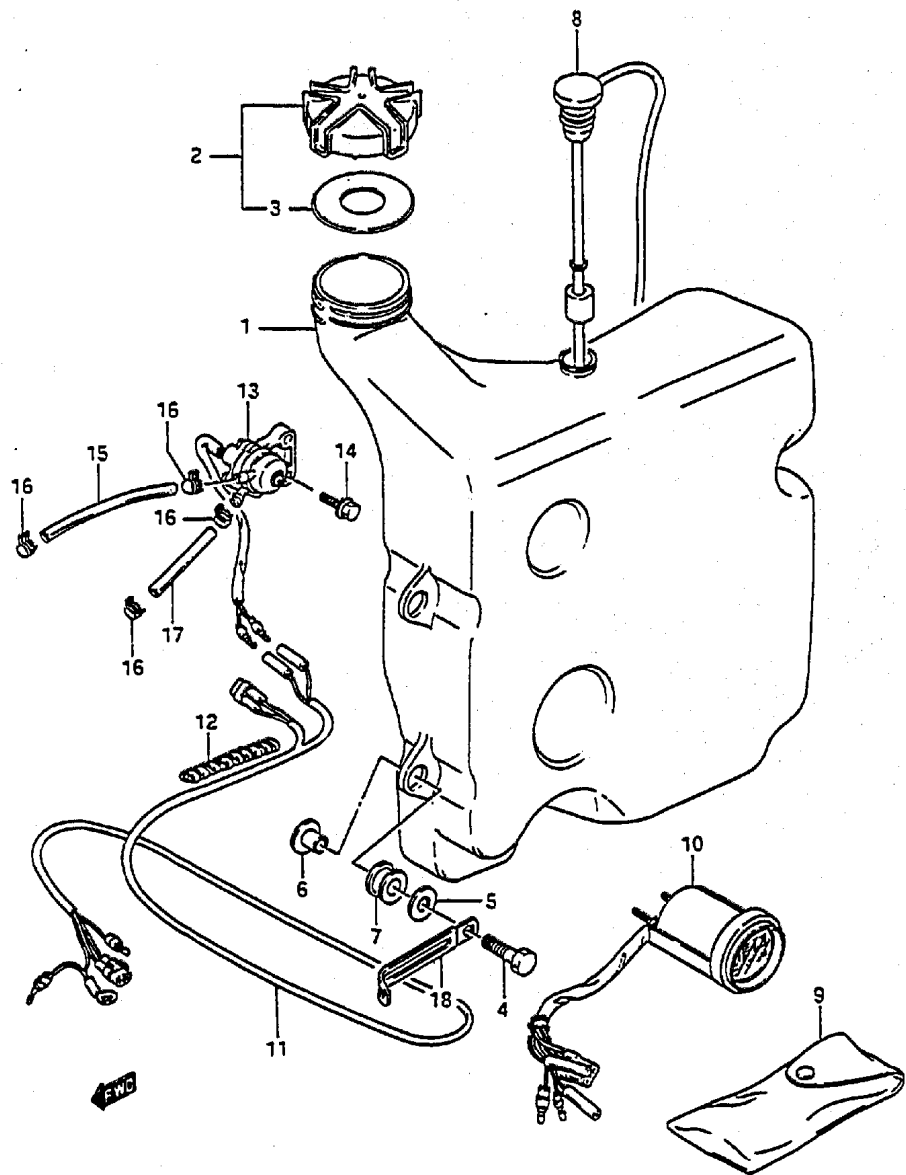
FIG. 32 (F-10) ENGINE COVER (DT150S)



REF. NO.	PART NO.	DESCRIPTION	Q'TY		REMARKS
			O2M	O1T	
29	09148-06008	.NUT	12	12	
30-1	61531-87000-291	.EMBLEM, rear (Black)	1	-	
30-2	61531-87000-26V	.EMBLEM, rear (Red)	-	1	
31	03242-05129	.SCREW	3	3	
32-1	61443-87010-26G	.DECAL, STBD "Super Six DT150"	1	-	Black
32-2	61443-87010-26H	.DECAL, STBD "Super Six DT150"	-	1	Red
33-1	61453-87010-26G	.DECAL, PORT "Super Six DT150"	1	-	Black
33-2	61453-87010-26H	.DECAL, PORT "Super Six DT150"	-	1	Red
34-1	61463-87001-70G	.DECAL, rear	1	-	Black
34-2	61463-87001-8EH	.DECAL, rear	-	1	Red
35-1	61561-87000-291	.LOUVER, STBD	1	-	Black
35-2	61561-87000-26V	.LOUVER, STBD	-	1	Red
36-1	61571-87000-291	.LOUVER, PORT	1	-	Black
36-2	61571-87000-26V	.LOUVER, PORT	-	1	Red
37-1	61562-87000-02M	.COVER, louver inner STBD	1	-	
37-2	61562-87000-01T	.COVER, louver inner STBD	-	1	
38-1	61572-87000-02M	.COVER, louver inner PORT	1	-	
38-2	61572-87000-01T	.COVER, louver inner PORT	-	1	
39	03542-05089	.SCREW	12	12	

FIG. 33

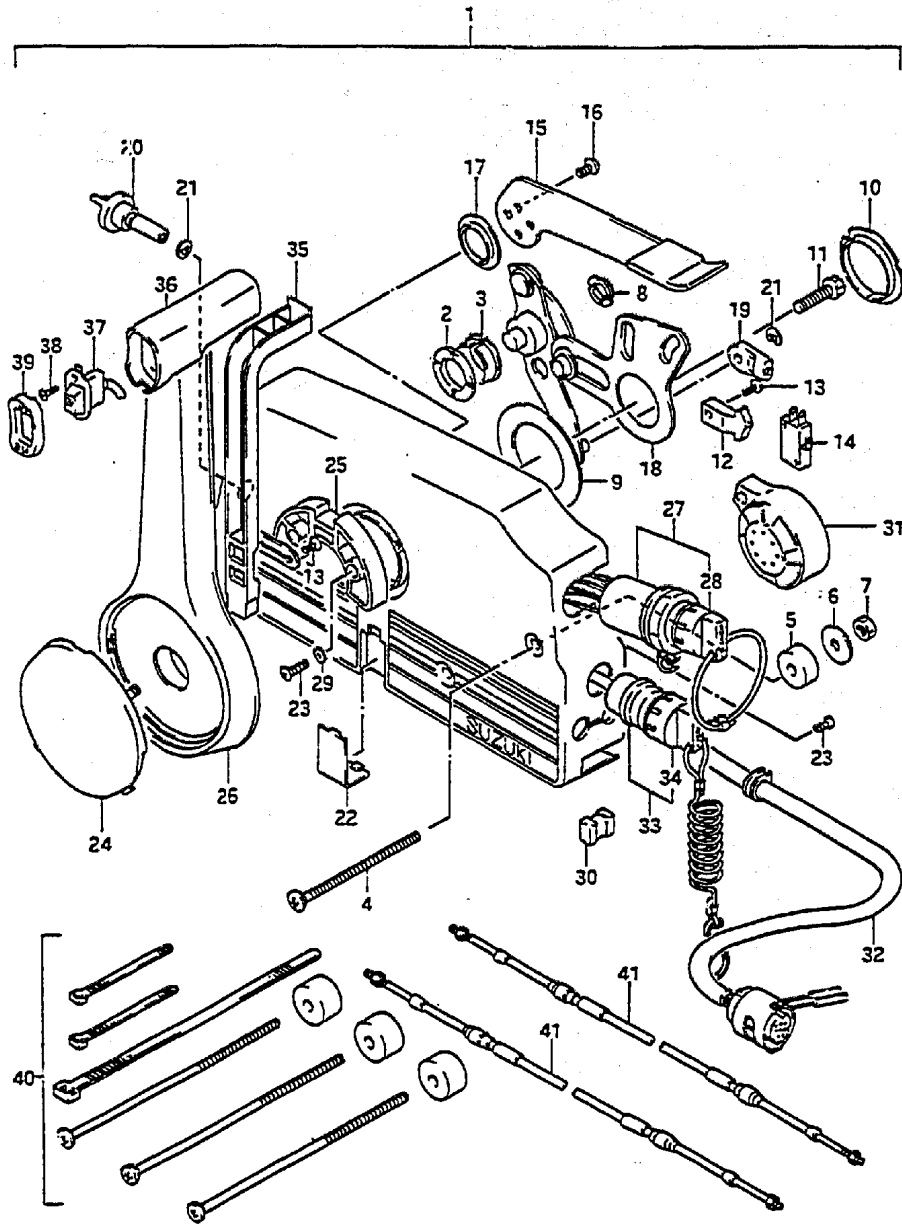
FIG. 33 (F-11) OIL TANK



REF.NO.	PART NO.	DESCRIPTION	Q'TY	REMARKS
1	69110-87D00	TANK, oil	1	
2	69200-87D00	CAP ASSY, oil tank filler	1	
3	69241-87D00	.GASKET	1	
4	01107-08302	BOLT	4	
5	09160-08062	WASHER	4	
6	09169-08040	WASHER	4	
7	09320-12027	CUSHION	4	
8	34860-87D01	SWITCH, oil level	1	
9	09800-81800	TOOL	1	
10	34700-87D10	INDICATOR, oil & water warning	1	
11	36810-87D00	WIRE, throt & oil pump SW	1	
12	33833-95500	TUBE	1	
13	16250-87D00	SENSOR, oil	1	
14	01517-06202	BOLT	2	
15	09344-05014	HOSE (TANK TO SENSOR)	1	L:950→130
16	09401-08409	CLIP	4	
17	09344-05053	HOSE (SENSOR TO PUMP)	1	L:75
18	09404-08204	CLAMP	1	

FIG. 34

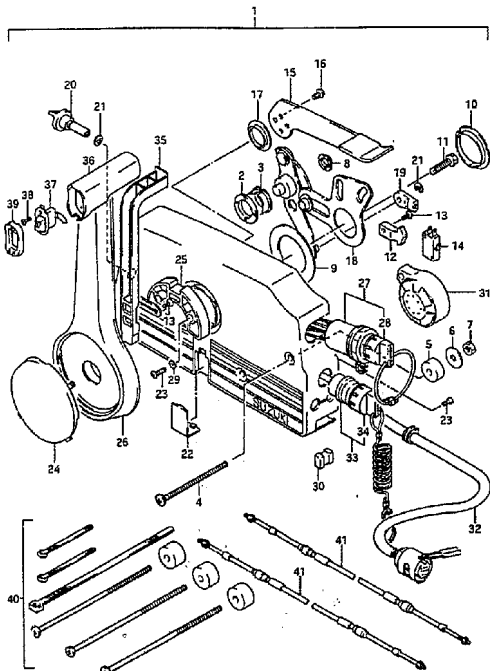
FIG. 34 (F-12) REMOTE CONTROL



REF.NO.	PART NO.	DESCRIPTION	Q'TY	REMARKS
1-1	67200-87D02-02M	REMOTE CONTROL BOX ASSY	1	
1-2	67200-87D02-01T	REMOTE CONTROL BOX ASSY	1	
2	67232-95600	.BUSH	1	
3	67232-95620	.BUSH	1	
4	67296-95600	.SCREW	3	
5	67294-95600	.SPACER	3	
6	67288-94310	.WASHER	3	
7	09140-06004	.NUT	3	
8	67232-95610	.BUSH	1	
9	67253-95600	.WASHER	1	
10	67252-95600	.BUSH	1	
11	09100-08232	.BOLT	1	
12	67214-95600	.ACTUATOR	1	
13	67296-94300	.SCREW	3	
14	37721-94600	.SWITCH, neutral	1	
15-1	67241-95600	.LEVER, free throttle	1	White
15-2	67241-95650	.LEVER, free throttle	1	Silver
16	09126-05003	.SCREW	2	
17	67243-95600	.BUSH	1	
18	67220-95600	.PLATE ASSY	1	
19	67275-95600	.END, cable	2	
20	67223-95600	.KNOB, brake adjust	1	
21	67292-94300	.E RING	3	

* 67200-87D02-02M Body:Silver,Decal:Black
 * 67200-87D02-01T Body:White,Decal:Burgundy

FIG. 34



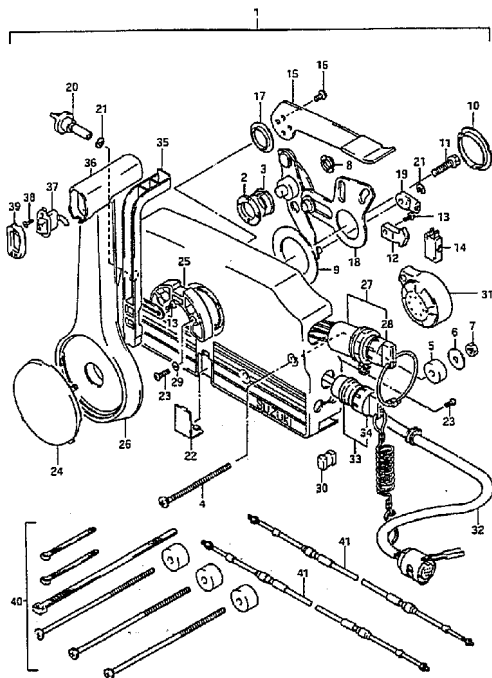
DT150/200 VG ES

Q'TY

REF.NO.	PART NO.	DESCRIPTION	Q'TY	REMARKS
22-1	67267-95610	.COVER, wire	1	Black
22-2	67267-95620	.COVER, wire	1	Burgundy
23	67296-95610	.SCREW	7	
24-1	67257-95610	.CAP, lever	1	Black
24-2	67257-95620	.CAP, lever	1	Burgundy
25	67256-95600	.HOLDER, neutral lock	1	
26-1	67251-95600	.LEVER, handle	1	White
26-2	67251-95650	.LEVER, handle	1	Silver
27	37110-94601	.SWITCH ASSY, Ignition	1	
28-1	37141-94400	.KEY (101)	1	
28-2	37141-94410	.KEY (102)	1	
28-3	37141-94420	.KEY (103)	1	
28-4	37141-94430	.KEY (104)	1	
28-5	37141-94440	.KEY (105)	1	
28-6	37141-94450	.KEY (106)	1	
29	67297-95600	.WASHER	2	
30	67273-95600	.SPACER	1	
31	38500-87000	.BUZZER	1	
32	36620-87000	.WIRING HARNESS (L:5000)	1	
33	37820-94402	.SWITCH ASSY, emergency	1	
34	37823-94400	.CAP & ROPE	1	
35	67255-95600	.ARM, neutral lock	1	
36	67261-95600	.GRIP	1	
37	37860-94600	.SWITCH, trim	1	
38	09139-02003	.SCREW	2	
39	67263-95600	.CAP, grip	1	

DT150/200 VG ES

FIG. 34



DT150/200 VG E3

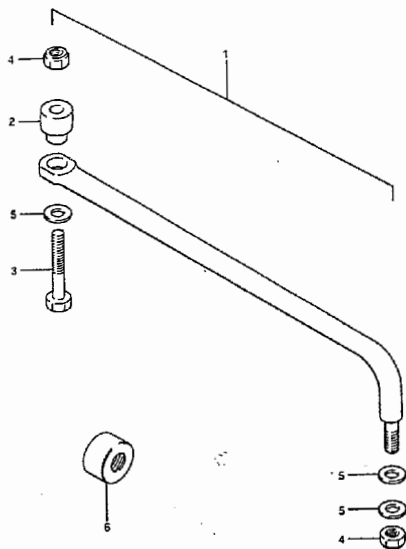
FIG. 34 (F-14) REMOTE CONTROL

REF. NO.	PART NO.	DESCRIPTION	Q'TY	REMARKS
40	67140-95600	ATTACHMENT, twin remote kit	1	OPT
41-1	67320-95500	CABLE, clutch 6F (1.8M)	2	OPT
41-2	67320-95510	CABLE, clutch 7F (2.1M)	2	OPT
41-3	67320-95520	CABLE, clutch 8F (2.4M)	2	OPT
41-4	67320-95530	CABLE, clutch 9F (2.7M)	2	OPT
41-5	67320-95540	CABLE, clutch 10F (3.1M)	2	OPT
41-6	67320-95550	CABLE, clutch 11F (3.4M)	2	OPT
41-7	67320-95560	CABLE, clutch 12F (3.7M)	2	OPT
41-8	67320-95570	CABLE, clutch 13F (4.0M)	2	OPT
41-9	67320-95580	CABLE, clutch 14F (4.3M)	2	OPT
41-10	67320-95590	CABLE, clutch 15F (4.6M)	2	OPT
41-11	67320-95600	CABLE, clutch 16F (4.9M)	2	OPT
41-12	67320-95610	CABLE, clutch 17F (5.2M)	2	OPT
41-13	67320-95620	CABLE, clutch 18F (5.5M)	2	OPT
41-14	67320-95630	CABLE, clutch 19F (5.8M)	2	OPT
41-15	67320-95640	CABLE, clutch 20F (6.1M)	2	OPT
41-16	67320-95650	CABLE, clutch 22F (6.7M)	2	OPT

DT150/200 VG E3

F14

FIG.35

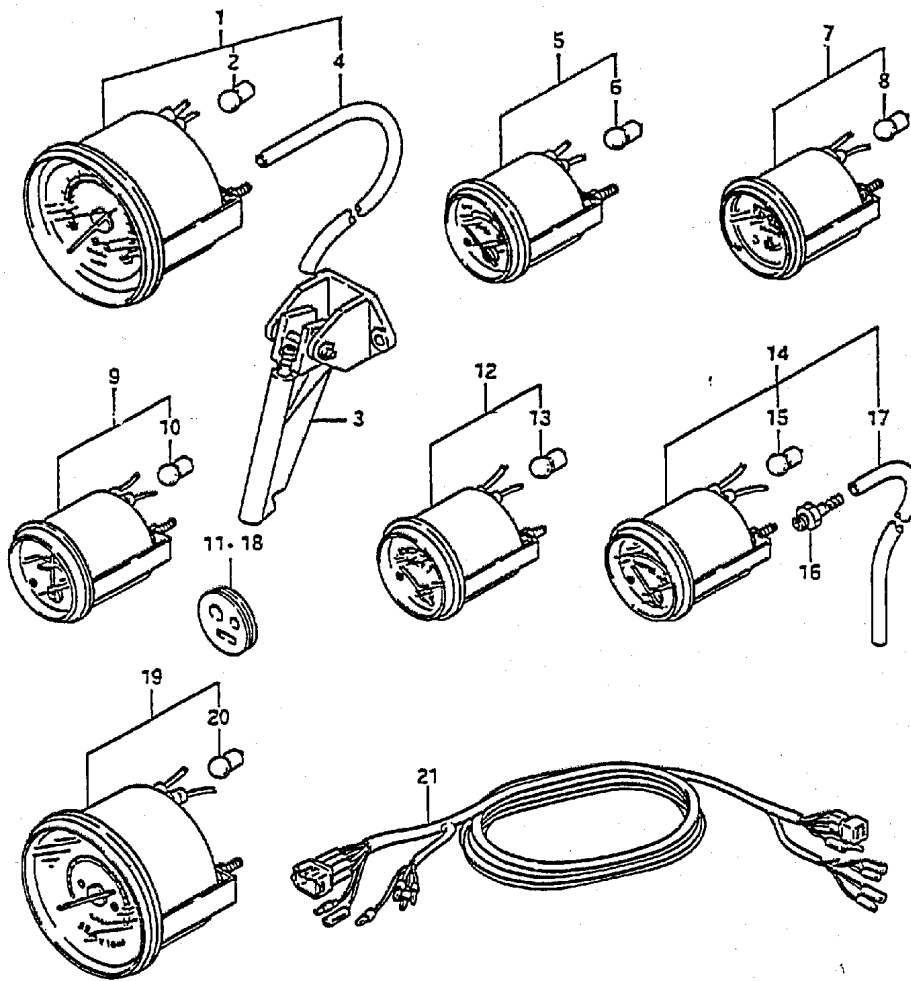


REF.NO.	PART NO.	DESCRIPTION	Q'TY	REMARKS
1	67701-87000	DRAG LINK ASSY	1	
2	67721-94500	.SPACER	1	
3	67725-94500	.BOLT	1	
4	67726-94500	.NUT	2	
5	67728-94500	.WASHER	3	
6	41161-94400	.SEAL, steering cable	1	

FIG. 37

FIG. 37 (G- 3) OPT : METER

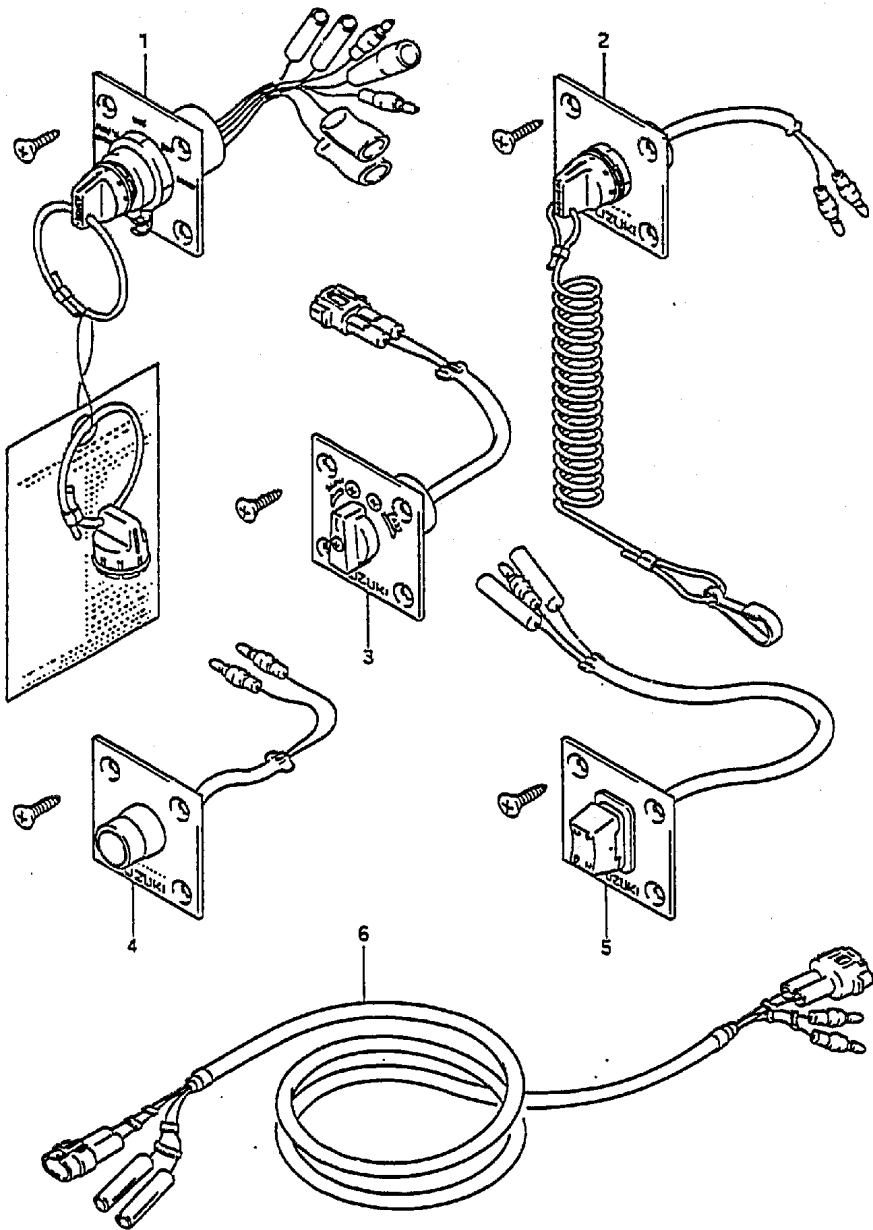
Q'TY



REF.NO.	PART NO.	DESCRIPTION	Q'TY	REMARKS
1-1	34100-87000	SPEEDOMETER	1	MAX SPEED 80MPH
1-2	34100-87010	SPEEDOMETER	1	MAX SPEED 55MPH
2	09471-12001	.BULB (12V,3.4W)	1	
3	34190-87000	.SENSOR	1	
4	34191-87000	.TUBE (4x7x7000)	1	
5	34300-87000	GAUGE, fuel	1	
6	09471-12001	.BULB (12V,3.4W)	1	
7	34500-87000	METER, hour	1	
8	09471-12001	.BULB (12V,3.4W)	1	
9	34550-87000	AMMETER	1	
10	09471-12001	.BULB (12V,3.4W)	1	
11	36658-94700	.GROMMET	1	
12	34600-87000	METER, volt	1	
13	09471-12001	.BULB (12V,3.4W)	1	
14	34650-87000	METER, pressure gauge	1	
15	09471-12001	.BULB (12V,3.4W)	1	
16	09362-09007	.UNION	1	
17	34191-87000	.TUBE (4x7x7000)	1	
18	36658-94700	.GROMMET	1	
19	34200-87050	TACHOMETER	1	
20	09471-12001	.BULB (12V,3.4W)	1	
21-1	36660-87080	WIRE, meter EXT	1	L:2000
21-2	36660-87090	WIRE, meter EXT	1	L:5000

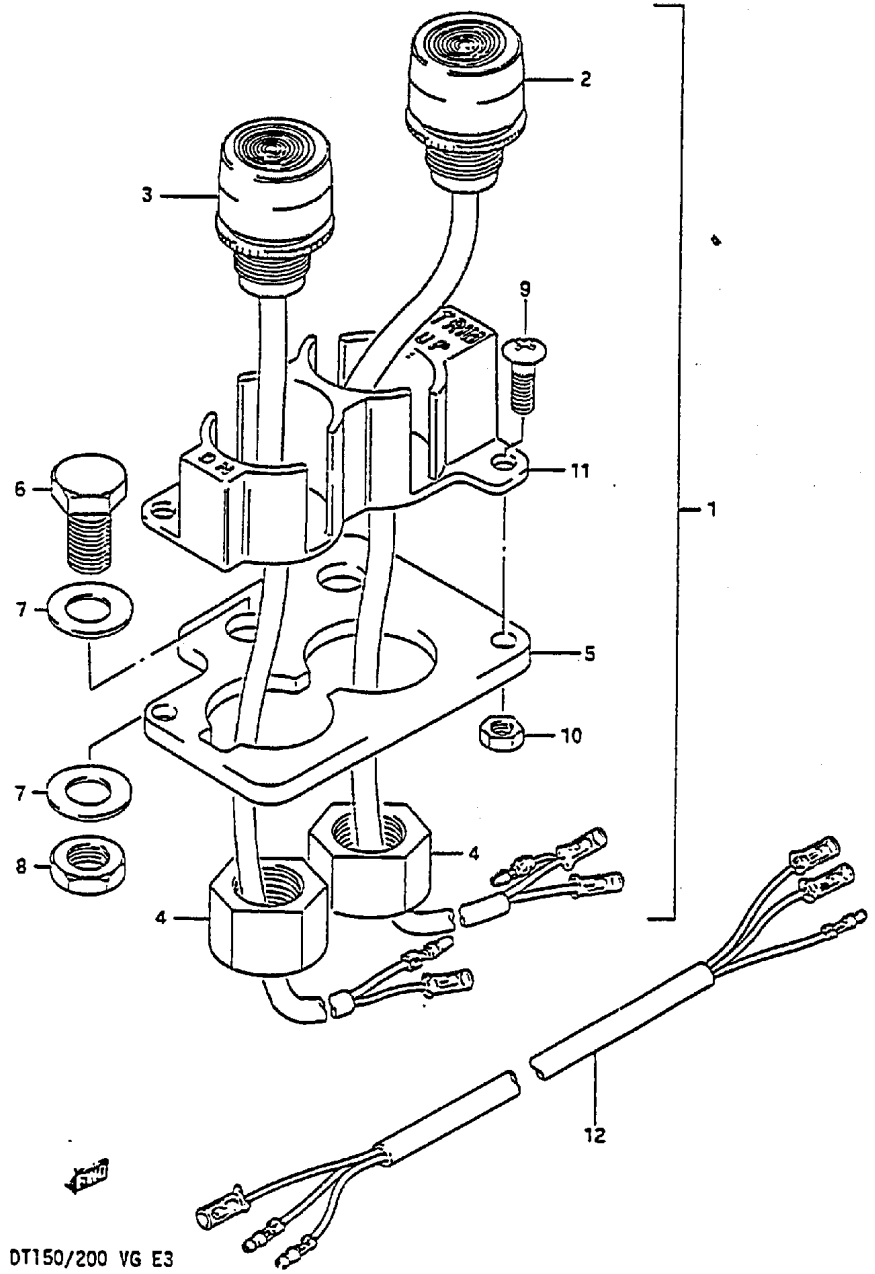
FIG. 38

FIG.38 (G- 4) OPT : PANEL SWITCH



REF.NO.	PART NO.	DESCRIPTION	Q'TY	REMARKS
1	37100-87000	PANEL ASSY, ignition sw	1	
2	37803-87000	PANEL ASSY, emergency SW	1	
3	37901-87000	PANEL ASSY, idle speed	1	
4	37905-87000	PANEL ASSY, oil win reset SW	1	
5	37805-87000	PANEL ASSY, PTT SW	1	
6	36670-94700	WIRE, switch extension	1	

FIG.39



REF.NO.	PART NO.	DESCRIPTION	Q'TY	REMARKS
1	37850-95310	SWITCH ASSY, dashboard	1	
2	37860-95320	SWITCH TRIM, UP	1	
3	37870-95320	SWITCH TRIM, DN	1	
4	09159-14014	NUT	2	
5	37852-95211	PLATE, trim switch	1	
6	09100-08232	BOLT (8x30)	2	
7	09160-08015	WASHER (8.5x16x1.2)	4	
8	09140-08012	NUT	2	
9	02142-04127	SCREW	2	
10	08310-11047	NUT	2	
11	37854-95201	PANEL, trim switch	1	
12	37862-94500	LEAD, trim SW extension	1	

FIG. 40

FIG.40 (G- 6) OPT : FUEL TANK

Q'TY

REF.NO.	PART NO.	DESCRIPTION	Q'TY	REMARKS
1	65800-95880	TANK SET, fuel (23L)	1	6U.S GAL 3.3 IMP GAL
2	65510-98507	.CAP	1	
3	65561-98502	..GASKET	1	
4	65871-93010	.GASKET	1	
5	02112-06162	.SCREW	3	
6	02112-06402	.SCREW	1	
7	09168-06002	.WASHER	4	
8	65850-94400	.GAUGE ASSY	1	
9	65720-94410	..CONNECTOR, male fuel	1	00:13
10	65854-93001	..GASKET, strainer	1	
11	65853-93001	..CAP	1	
12	02112-04108	..SCREW	2	
13	65864-95200	..FLOAT	1	
14	65830-95500	..FILTER	1	
15	09168-12001	..GASKET	1	

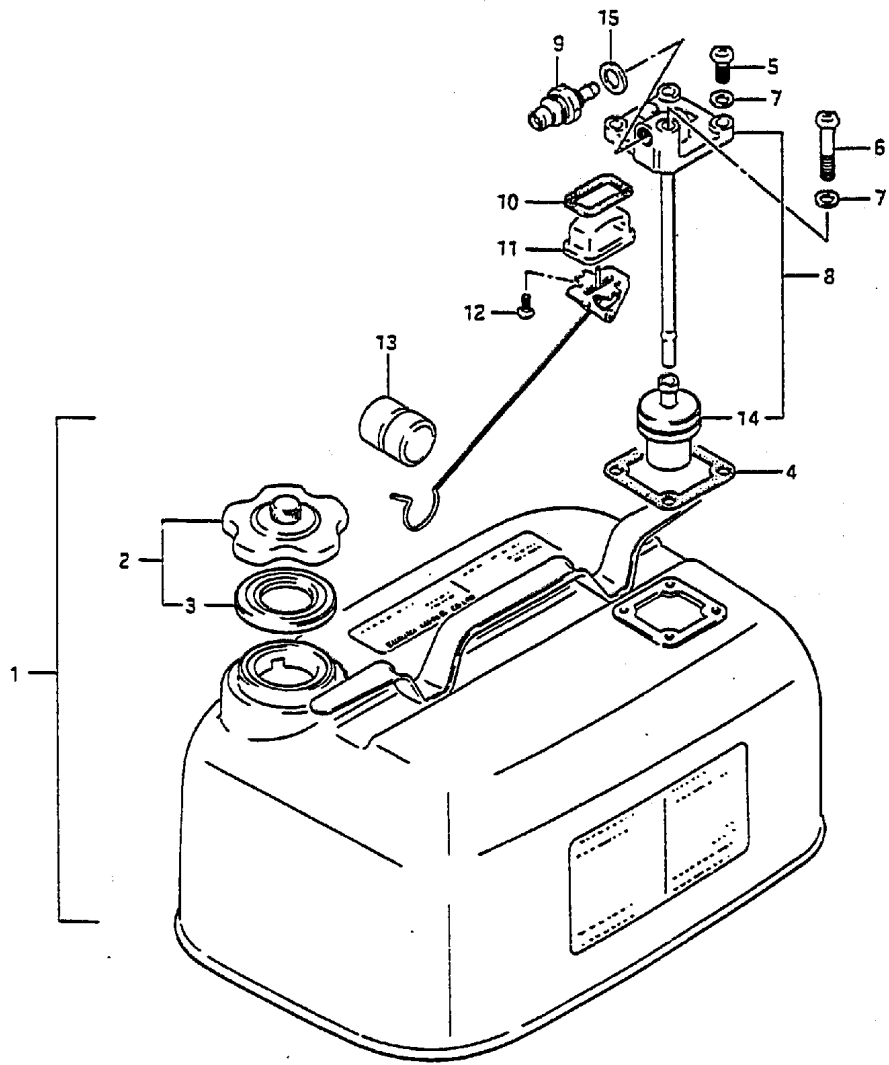
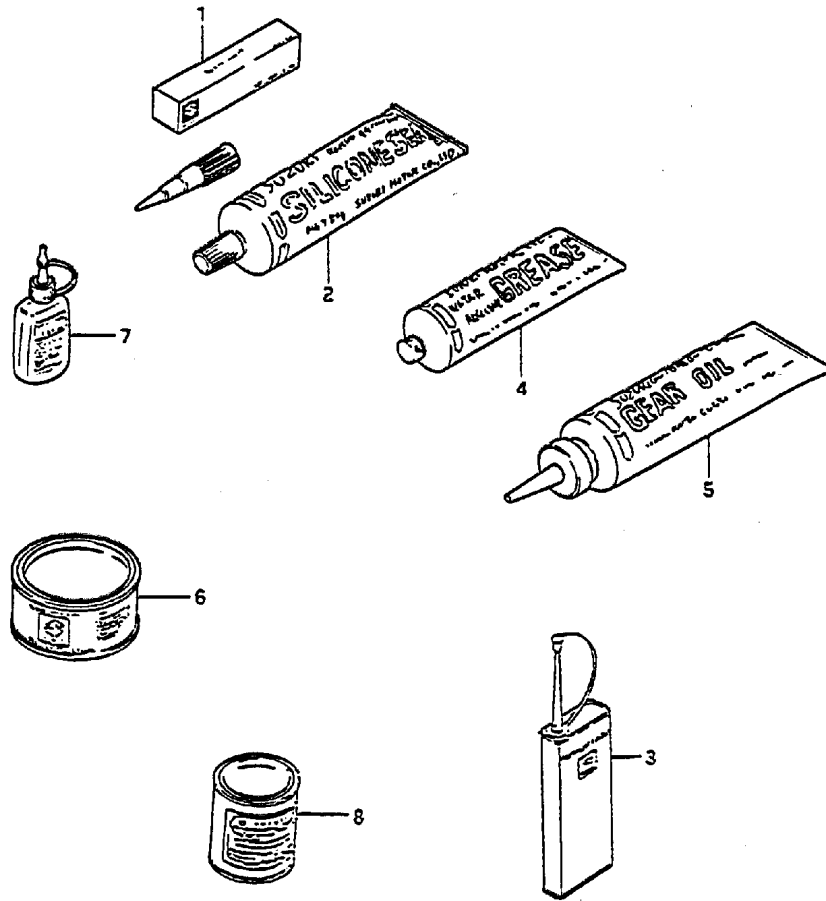


FIG. 41



REF.NO.	PART NO.	DESCRIPTION	Q'TY	REMARKS
1-1	99000-31010	LIQUID GASKET	1	for crankcase
1-2	99000-31120	SILICONE SEAL	1	50g, for gear case
2	99000-31050	SILICONE SEALANT	1	100g, for gear case
3	99000-32040	CEMENT, thread lock	1	200g
4-1	99000-25160	GREASE, water resistant	1	250g
4-2	99000-25170	GREASE, water resistant	1	50g
5	99000-22540	GEAR OIL, outboard motor	1	400cc
6	99000-25010	SUPER GREASE A	1	450g, for crank oil seal
7-1	99000-32050	THREAD LOCK CEMENT	1	50g (1342)
7-2	99000-32020	THREAD LOCK CEMENT, super	1	50g (13338)
8-1	99000-10109-01T	PAINT (90g)	1	
8-2	99000-10209-02M	PAINT (90g)	1	

11300-87D01-02M	B-2	13202-88D01	B-10	14141-87D01-02M	B-10	13203-87D11	B-10	11300-87D03-02M	B-2	13203-87D02	B-2
11300-87D02-01T	B-2	13202-87D12	B-10	14141-87D01-01T	B-10	13202-87D11	B-10	11300-87D03-01T	B-2	13202-87D01	B-2
11300-87D02-02M	B-2	13202-87D02	B-10	14131-87D00	B-10	13202-87D01	B-10	11300-87D02-01T	B-2	13201-88D01	B-2
11300-87D01-02M	B-2	13201-88D02	B-10	13812-87D01	B-10	13201-88D01	B-10	11300-87D01-02M	B-2	13201-88D02	B-2
11291-87D00-02M	B-4	13201-88D01	B-10	13811-87D01	B-10	13201-88D01	B-10	11291-87D00-02M	B-4	13201-87D01	B-6
11291-87D01-01T	D-2	13201-87D12	B-10	13692-87D00	B-10	13201-87D12	B-10	11291-87D01-01T	B-4	13201-87D02	B-5
11291-87D01-01T	D-2	13201-87D11	B-10	13691-87D00	B-10	13201-87D11	B-10	11291-87D01-01T	D-2	13201-87D01	B-5
11281-87D00	B-5	13201-87D01	B-10	13662-87D00	B-10	13201-87D02	B-10	11281-87D00	B-5	13201-87D02	B-5
11220-88D02-01T	B-3	13150-88D02	B-8	13428-87D00	B-12	13150-88D02	B-8	11220-88D02-01T	B-3	13150-88D02	B-8
11220-88D02-02M	B-3	13152-87D11	B-8	13434-87D00	B-12	13152-87D11	B-8	11220-88D02-02M	B-3	13152-87D11	B-8
11220-87D04-02M	B-3	13150-87D11	B-8	13427-87D00	B-12	13150-87D11	B-8	11220-87D04-02M	B-3	13153-87D00	B-3
11210-88D02-01T	B-3	13125-87D00	B-8	13425-87D00	B-12	13125-87D00	B-8	11210-88D02-01T	B-3	13125-87D00	B-8
11210-88D02-02M	B-3	13121-87D00	B-8	13421-87D00	B-12	13121-87D00	B-8	11210-88D02-02M	B-3	13121-87D00	B-8
11210-88D02-01T	B-3	13110-87D02-02M	B-8	13400-87D01	B-12	13110-87D02-02M	B-8	11210-88D02-01T	B-3	13110-87D02-02M	B-8
11210-87D04-02M	B-3	13110-87D01-02M	B-8	13392-58600	B-10	13110-87D01-02M	B-8	11210-87D04-02M	B-3	13110-87D01-02M	B-8
11162-87D00	B-3	12511-87D00	B-7	13281-87D00	B-11	12511-87D00	B-7	11162-87D00	B-3	12511-87D00	B-7
11161-87D00-02M	B-3	12200-87D00	B-7	13282-94350	B-12	12200-87D00	B-7	11161-87D00-02M	B-3	12200-87D00	B-7
11161-87D01-01T	B-3	12151-87D00	B-7	13278-02340	B-12	12151-87D00	B-7	11161-87D01-01T	B-3	12151-87D00	B-7
11161-87D01-02M	B-3	12140-95311-050	B-5	13278-02340	B-12	12140-95311-050	B-5	11161-87D01-02M	B-3	12140-95311-050	B-5
11161-87D01-01T	B-5	12140-95311-025	B-5	13270-94350	B-12	12140-95311-025	B-5	11161-87D01-01T	B-5	12140-95311-025	B-5
11161-87D00-01T	B-3	12140-95350	B-7	13265-94350	B-12	12140-95350	B-7	11161-87D00-01T	B-3	12140-95350	B-7
11161-87D00-01T	B-3	12120-87D03-050	B-7	13254-94410	B-12	12120-87D03-050	B-7	11161-87D00-01T	B-3	12120-87D03-050	B-7
11161-87D03-025	B-5	12120-87D03-025	B-7	13254-87D00	B-10	12120-87D03-025	B-7	11161-87D03-025	B-5	12120-87D03-025	B-7
11111-87D01-01T	B-3	12110-87D01	B-7	13251-87D10	B-10	12110-87D01	B-7	11111-87D01-01T	B-3	12110-87D01	B-7
11111-87D01-02M	B-5	12110-87D03-050	B-7	13250-87D00	B-10	12110-87D03-050	B-7	11111-87D01-02M	B-5	12110-87D03-050	B-7
11111-87D11-02M	B-5	12110-87D03-025	B-7	13247-87D00	B-11	12110-87D03-025	B-7	11111-87D11-02M	B-5	13247-87D00	B-11
11111-87D01-01T	B-3	12110-87D01	B-7	13246-87D00	B-11	12110-87D01	B-7	11111-87D01-01T	B-3	13246-87D00	B-11
11111-87D01-01T	B-3	12111-88D00	B-10	13235-88D00	B-10	12111-88D00	B-10	11111-87D01-01T	B-3	13235-88D00	B-10
11400-87871	B-2	13203-88D01	B-10	14151-87D01	B-4	13203-88D02	B-2	11400-87871	B-2	13203-87D12	B-2
11431-87D01-01T	B-2	13203-88D02	B-10	14153-87D90	B-10	13203-88D02	B-2	11431-87D01-01T	B-2	13203-87D10	B-2
11431-87D01-02M	E-6	13235-87D00	E-6	14211-87D00	B-10	13235-87D10	E-6	11431-87D01-02M	E-6	13235-87D10	E-6
10000	B-2	13203-87D12	B-10	14151-87D01	B-4	13203-87D12	B-2	10000	B-2	13203-87D10	B-2

11281-87D00	B-5	13201-87D01	B-10	13662-87D00	B-11	13201-87D02	B-10	11281-87D00	B-5	13201-87D01	B-10
11291-87D00-01T	B-4	13201-87D12	B-10	13692-87D00	B-11	13201-87D12	B-10	11291-87D00-01T	B-4	13201-87D12	B-10
11291-87D00-02M	B-4	13201-88D01	B-10	13811-87D01	B-9	13201-88D01	B-10	11291-87D00-02M	B-4	13201-88D01	B-10
11291-87D01-01T	D-2	13202-87D02	B-10	14131-87D00	B-6	13202-87D02	B-10	11291-87D01-01T	D-2	13202-87D02	B-10
11291-87D01-01T	D-2	13202-87D11	B-10	14141-87D01-01T	B-6	13202-87D11	B-10	11291-87D01-01T	D-2	13202-87D11	B-10
11300-87D02-01T	B-2	13202-88D01	B-10	14141-87D01-02M	B-6	13202-88D01	B-10	11300-87D02-01T	B-2	13202-88D01	B-10
11300-87D02-02M	B-2	13203-87D01	B-10	14151-87D00	B-4	13203-87D01	B-2	11300-87D02-02M	B-2	13203-87D02	B-2
11300-87D03-01T	B-2	13203-87D02	B-10	14151-87D00	B-4	13203-87D02	B-2	11300-87D03-01T	B-2	13203-87D02	B-10
11300-87D03-02M	B-2	13203-87D11	B-10	14151-87D00	B-4	13203-87D11	B-2	11300-87D03-02M	B-2	13203-87D11	B-10

17611-87D00	B-4	17611-87D00	B-4	17564-87D00	B-6	17611-87D00	B-4	17611-87D00	B-4	17611-87D00	B-4
17631-87D02	B-6	17631-87D02	B-6	17564-87D00	B-6	17631-87D02	B-6	17631-87D02	B-6	17631-87D02	B-6
17642-87D00	B-6	17642-87D00	B-6	17566-87D00	B-6	17642-87D00	B-6	17642-87D00	B-6	17642-87D00	B-6
25531-87D00	C-6	25531-87D00	C-6	17567-87D00	E-11	25531-87D00	C-6	25531-87D00	C-6	25531-87D00	C-6
25611-87D10	E-10	25611-87D10	E-10	17568-87D00	E-11	25611-87D10	E-10	25611-87D10	E-10	25611-87D10	E-10
26110-87D00	E-10	26110-87D00	E-10	17568-87D00	C-4	26110-87D00	E-10	26110-87D00	E-10	26110-87D00	E-10
30000	B-3	17681-87D00-01T	B-3	17568-87D00	C-4	30000	B-3	30000	B-3	30000	B-3
31100-87D00	B-5	17681-87D00-02M	B-3	17568-87D00	E-11	31100-87D00	B-5	31100-87D00	B-5	31100-87D00	B-5
31110-87D050-01T	B-3	17685-87D00	B-5	17568-87D00	E-11	31110-87D050-01T	B-3	31110-87D050-01T	B-3	31110-87D050-01T	B-3
31110-87D050-02M	E-2	17685-87D00	B-5	17568-87D00	E-11	31110-87D050-02M	E-2	31110-87D050-02M	E-2	31110-87D050-02M	E-2
31131-95310	C-5	19121-87D00	C-2	17568-87D00	E-11	31131-95310	C-5	31131-95310	C-5	31131-95310	C-5
31132-95310	C-5	19122-87D00	C-2	17568-87D00	E-11	31132-95310	C-5	31132-95310	C-5	31132-95310	C-5
31133-87D50	C-3	19131-95502	C-2	17568-87D00	E-11	31133-87D50	C-3	31133-87D50	C-3	31133-87D50	C-3
31135-95310	C-5	19136-95510	C-2	17568-87D00	E-11	31135-95310	C-5	31135-95310	C-5	31135-95310	C-5
31170-87D50-01T	C-5	19165-87D00	C-3	17568-87D00	E-11	31170-87D50-01T	C-5	31170-87D50-01T	C-5	31170-87D50-01T	C-5
31173-87D50	E-2	19173-87D50	C-5	17568-87D00	E-11	31173-87D50	E-2	31173-87D50	E-2	31173-87D50	E-2
31179-87D50	E-2	19179-87D50	E-2	17568-87D00	E-11	31179-87D50	E-2	31179-87D50	E-2	31179-87D50	E-2
31281-87D50	E-2	19281-94700	C-3	17568-87D00	E-11	31281-87D50	E-2	31281-87D50	E-2	31281-87D50	E-2
31310-94600	D-2	21111-87D01	C-3	17568-87D00	E-11	31310-94600	D-2	31310-94600	D-2	31310-94600	D-2
31312-94601	E-2	21210-87D01	C-3	17568-87D00	E-11	31312-94601	E-2	31312-94601	E-2	31312-94601	E-2
31320-87D00	D-2	21311-87D00	B-2	17568-87D00	E-11	31320-87D00	D-2	31320-87D00	D-2	31320-87D00	D-2
31360-95520	D-2	216710-95200	B-2	17568-87D00	E-11	31360-95520	D-2	31360-95520	D-2	31360-95520	D-2
31800-94600	D-5	16911-94500	C-3	17568-87D00	E-11	31800-94600	D-5	31800-94600	D-5	31800-94600	D-5
31911-87D01-01T	C-6	23111-87D00	C-4	17568-87D00	E-11	31911-87D01-01T	C-6	31911-87D01-01T	C-6	31911-87D01-01T	C-6
31911-87D01-02M	D-2	23111-87D00	C-4	17568-87D00	E-11	31911-87D01-02M	D-2	31911-87D01-02M	D-2	31911-87D01-02M	D-2
31912-87D00	D-2	23111-87D00	C-4	17568-87D00	E-11	31912-87D00	D-2	31912-87D00	D-2	31912-87D00	D-2
31918-94701	D-2	23213-87D01	C-4	17568-87D00	E-11	31918-94701	D-2	31918-94701	D-2	31918-94701	D-2
32102-87D00	C-6	25121-87D00	E-11	17568-87D00	E-11	32102-87D00	C-6	32102-87D00	C-6	32102-87D00	C-6
32120-87D00	C-6	25211-87D00	E-11	17568-87D00	E-11	32120-87D00	C-6	32120-87D00	C-6	32120-87D00	C-6
32120-87D10	C-6	25211-87D00	E-11	17568-87D00	E-11	32120-87D10	C-6	32120-87D10	C-6	32120-87D10	C-6
32120-87D20	D-3	25231-87D00	C-4	17568-87D00	E-11	32120-87D20	D-3	32120-87D20	D-3	32120-87D20	D-3
32140-87D00	C-6	25232-94300	C-4	17568-87D00	E-11	32140-87D00	C-6	32140-87D00	C-6	32140-87D00	C-6
32140-87D10	C-6	25232-94300	C-4	17568-87D00	E-11	32140-87D10	C-6	32140-87D10	C-6	32140-87D10	C-6
32155-87D00	C-6	25411-87D00	E-11	17568-87D00	E-11	32155-87D00	C-6	32155-87D00	C-6	32155-87D00	C-6
32156-87D00	C-6	25411-87D00	E-11	17568-87D00	E-11	32156-87D00	C-6	32156-87D00	C-6	32156-87D00	C-6
32160-87D00	D-3	25511-87D01	C-4	17568-87D00	E-11	32160-87D00	D-3	32160-87D00	D-3	32160-87D00	D-3

14151-87D01	B-10	14151-87D01	B-10	14151-87D01	B-10	14151-87D01	B-10	14151-87D01	B-10	14151-87D01	B-10
14153-87D90	B-10	14153-87D90	B-10	14153-87D90	B-10	14153-87D90	B-10	14153-87D90	B-10	14153-87D90	B-10
14211-87D00	B-10	14211-87D00	B-10	14211-87D00	B-10	14211-87D00	B-10	14211-87D00	B-10	14211-87D00	B-10
15100-87D00	B-10	15100-87D00	B-10	15100-87D00	B-10	15100-8					

PART NO.	ADDRESS NO.	PART NO.	ADDRESS NO.	PART NO.	ADDRESS NO.	PART NO.	ADDRESS NO.	PART NO.	ADDRESS NO.	PART NO.	ADDRESS NO.
32800-87000	D-5	34500-95502	G-2	37141-94430	F-13	41220-87001-01T	D-11	48535-87000	E-4	50000	
32800-95720	D-8	34500-95510	G-2	37141-94440	F-13	41220-87001-02M	D-11	48536-87000	E-4		
32890-87000	D-5	34550-87000	G-3	37141-94450	F-13	41225-94501	D-11	48551-87000	E-5		
32891-87000	D-5	34600-87000	G-3	37721-94600	F-12	41226-87001	D-11	48552-87000	E-5		
32900-87000	D-8	34600-95504	G-2	37803-87000	G-4	41235-87000-01T	D-11	48553-87000	E-5		
32900-87010	D-8	34650-87000	G-3	37805-87000	G-4	41235-87000-02M	D-11	48554-87000	E-5		
32900-87020	D-8	34700-87010	F-11	37810-87001	B-11	41240-87001-01T	D-11	48555-87000	E-5		
32950-87000	D-6	34800-95521	G-2	37820-94402	F-13	41240-87001-02M	D-11	48571-87000	E-5		
32950-87010	D-7	34801-87001	D-10	37823-94400	F-13	41250-87001-01T	D-11	48581-87000	E-5		
32951-87000	D-6	34860-87001	F-11	37850-95310	G-5	41250-87001-02M	D-11	48582-87000	E-5		
33410-87000	D-7	34863-94500	D-8	37852-95211	G-5	41256-87001	D-11	48583-87000	E-5		
33410-87010	D-6	34870-87001	B-4	37854-95201	G-5	41260-87001-01T	D-11	48584-87000	E-4		
33420-87000	D-6		B-6	37860-94600	F-13	41260-87001-02M	D-11	48585-87000	E-5		
33420-87010	D-7	34870-94602	B-4	37860-95320	G-5	41810-87000	D-10	48586-94500	E-4		
			B-6	37862-94500	G-5	43111-87002-01T	D-11	48588-87000	E-4		
33430-87000	D-6	36610-87000	D-9	37870-95320	G-5	43111-87002-02M	D-11	48605-87000	E-4		
33430-87010	D-7	36616-87000	D-9	37875-87000	D-8	43111-87012-01T	D-11	48610-87000	E-5		
33440-87000	D-6	36618-87000	D-9	37901-87000	G-4	43111-87012-02M	D-11	48627-87000	E-5		
33440-87010	D-7	36620-87000	F-13	37905-87000	G-4	43211-87000	D-11	48630-87000	E-5		
33450-87000	D-6	36620-87020	D-9	37920-87000	D-5	43711-87000	D-11	48633-87000	E-5		
33450-87010	D-7	36620-95302	D-9	37930-94701	D-5	43750-87000-01T	D-11	48660-87000	E-5		
33460-87000	D-6	36631-94300	D-9	38100-87000-01T	E-2	43750-87000-02M	D-11	48681-87000	E-5		
33460-87010	D-7	36632-95501	E-2	38100-87000-02M	E-2	43750-87010-01T	D-11	48682-87000	E-5		
33510-87000	D-6	36656-87000	D-9	38410-94540	D-5	43750-87010-02M	D-11	48691-87000	E-4		
	D-7	36658-94700	G-3	38420-94540	D-5	45421-87000	D-10	48710-87000	E-3		
33810-87000	D-9	36660-87000	D-9	38422-94510	D-5	48121-87000	E-3	48720-87000	E-3		
33815-87000	D-9	36660-87080	G-3	38423-95501	D-4	48125-87000	E-3	48811-87000	E-4		
33820-87000	D-2	36660-87090	G-3	38500-87000	F-13	48310-87000	D-11	48818-87000	E-4		
33831-87000	D-5	36670-94700	G-4			48321-87001	E-3	48821-87000	E-4		
33833-95500	F-11	36740-87000	D-5			48400-87000-01T	E-3	48823-87000	E-4		
33899-95500	E-2	36740-94720	D-5			48400-87000-02M	E-3	48831-87000	E-4		
34100-87000	G-3	36810-87000	F-11			48401-87000	E-3	48832-87000	E-4		
34100-87010	G-3	36830-87000	D-6			48405-87000	E-3	48833-87000	E-4		
34100-94501	G-2		D-7			48427-87000	E-3	48834-87000	E-4		
34100-95502	G-2	36850-87000	D-8			48433-87000	E-3	48842-87000	E-4		
34108-94500	G-2	36894-87000	D-12	41111-87003-01T	D-10	48502-87000-01T	E-4	48843-87000	E-4		
34109-94500	G-2	36895-87000	D-12	41111-87003-02M	D-10	48502-87000-02M	E-4	48844-87000	E-4		
34190-87000	G-3		E-9	41111-87004-01T	D-10	48505-87000	E-4	48851-87000	E-4		
34190-95500	G-2	36895-87010	D-12	41111-87004-02M	D-10	48510-87000	E-4	48852-87000	E-4		
34191-87000	G-3	36895-94700	D-9	41121-87003-01T	D-10	48518-87000	E-4	48853-87000	E-4		
34200-87050	G-3	37100-87000	G-4	41121-87003-02M	D-10	48520-87000	E-4	48854-87000	E-4		
34200-95512	G-2	37110-94601	F-13	41130-87000	D-10	48530-87000	E-4				
34250-87010	D-5	37141-94400	F-13	41151-94500	D-10	48532-87000	E-4				
34300-87000	G-3	37141-94410	F-13	41153-94500	D-10	48533-87000	E-4				
34500-87000	G-3	37141-94420	F-13	41161-94400	F-15	48534-87000	E-4				

H2

PART NO.	ADDRESS NO.	PART NO.	ADDRESS NO.	PART NO.	ADDRESS NO.	PART NO.	ADDRESS NO.	PART NO.	ADDRESS NO.	PART NO.	ADDRESS NO.
55110-87D00-01T	E-10	61125-87D00-01T	F-6	61443-87D10-26G	F-10	61633-95202-01T	F-5	67296-95600	F-12	99000-25170	G-7
55110-87D00-02M	E-10	61125-87D00-02M	F-6	61443-87D10-26H	F-10	61633-95202-02M	F-5	67296-95610	F-13	99000-31010	G-7
55116-87D01	E-11	61131-87D00-01T	F-5	61443-88D00-26G	F-8	61641-87D00	F-5	67297-95600	F-13	99000-31050	G-7
55118-87D00	E-11	61131-87D00-02M	F-5	61443-88D00-26H	F-8	65510-98507	G-6	67320-95500	F-14	99000-31120	G-7
55119-87D00	E-11	61134-87D00	E-9	61453-87D00-26G	F-8	65561-98502	G-6	67320-95510	F-14	99000-32020	G-7
55125-87D00	E-10	61138-87D00	F-6	61453-87D00-26H	F-8	65700-87D02	G-2	67320-95520	F-14	99000-32040	G-7
55320-95310	E-5	61141-87D00-01T	F-5	61453-87D10-26G	F-10	65720-94410	G-6	67320-95530	F-14	99000-32050	G-7
55332-87D00	E-10	61141-87D00-02M	F-5	61453-87D10-26H	F-10	65721-87D00	C-2	67320-95540	F-14		
55333-87D00	E-10	61142-87D00	F-6	61453-88D00-26G	F-8	65800-95880	G-6	67320-95550	F-14		
56120-87D00-01T	F-4	61155-87D00	F-5	61453-88D00-26H	F-8	65830-95500	G-6	67320-95560	F-14		
56120-87D00-02M	F-4	61155-94500	F-5	61463-87D01-70G	F-8	65850-94400	G-6	67320-95570	F-14		
56122-87D00	F-4	61221-87D00-26G	F-6	61463-87D01-8EH	F-8	65853-93001	G-6	67320-95580	F-14		
56123-87D00	F-4	61221-87D00-26H	F-6	61475-87D01	F-7	65854-93001	G-6	67320-95590	F-14		
56130-87D00	F-4	61231-87D00-26G	F-6			65864-95200	G-6	67320-95600	F-14		
57110-87D00	F-2	61231-87D00-26H	F-6			65871-93010	G-6	67320-95610	F-14		
57110-87D10	F-2	61400-87810-02M	F-7			67140-95600	F-14	67320-95620	F-14	01107-06122	F-7
57130-87D00	F-4	61400-87820-02M	F-7	61481-87D00-01T	F-7	67200-87D02-01T	F-12	67320-95630	F-14		F-9
57133-87D00	F-2	61400-8783D-01T	F-7			67200-87D02-02M	F-12	67320-95640	F-14	01107-0625Z	C-2
57133-87D01	F-2	61400-87840-01T	F-7	61481-87D00-02M	F-7	67214-95600	F-12	67320-95650	F-14		D-4
57134-87D00	F-2	61400-87850-02M	F-9			67220-95600	F-12	67341-87D01	F-6	01107-0625Y	D-6
57300-87811	F-2	61400-87860-01T	F-9	61482-94400	F-7	67223-95600	F-12	67413-94300	C-3		D-7
57500-87810	F-2	61421-87D00-26V	F-7			67232-95600	F-12	67466-95200	C-5	01107-0830Z	F-11
57500-87820	F-2	61421-87D00-291	F-7	61485-94400	F-7	67232-95610	F-12	67467-94401	C-5	01107-0835Z	D-2
57500-87830	F-3		F-7	61491-87D01	F-7	67232-95620	F-12	67701-87D00	F-15	01421-0630Z	B-9
57500-87840	F-3		F-9			67241-95600	F-12	67721-94500	F-15	01517-0612Z	C-5
57500-87850	F-3	61431-87D01-01T	F-7			67241-95650	F-12	67725-94500	F-15		D-9
57500-87860	F-4		F-9	61495-87D00	F-7	67243-95600	F-12	67726-94500	F-15	01517-0620Z	B-12
57600-87D00	F-3	61431-87D01-02M	F-7			67251-95600	F-13	67728-94500	F-15		D-5
57621-87D00	F-3		F-9	61531-87D00-26V	F-8	67251-95650	F-13	68110-87D00	F-8		F-11
57631-87D01	F-2	61433-87D00	F-7			67252-95600	F-12	69110-87D00	F-11	01517-0625Z	C-6
57632-87D00	E-10		F-9	61531-87D00-291	F-8	67253-95600	F-12	69200-87D00	F-11		D-8
57633-87D00	E-10	61435-87D00-70G	F-7			67255-95600	F-13	69241-87D00	F-11	01517-0625H	D-5
58105-87D01	E-10		F-9	61561-87D00-26V	F-10	67256-95600	F-13			01517-0630Z	B-3
58161-87D01	F-4	61435-87D00-8EH	F-7	61561-87D00-291	F-10	67257-95610	F-13				B-5
			F-9	61562-87D00-01T	F-10	67257-95620	F-13			01517-0635Z	B-4
		61435-88D00-70G	F-7	61562-87D00-02M	F-10	67261-95600	F-13				B-6
		61435-88D00-8EH	F-7	61571-87D00-26V	F-10	67263-95600	F-13				B-9
		61441-87D00-01T	F-8	61571-87D00-291	F-10	67267-95610	F-13				D-8
			F-9	61572-87D00-01T	F-10	67267-95620	F-13			01517-0640Z	B-3
		61441-87D00-02M	F-8	61572-87D00-02M	F-10	67273-95600	F-13				B-5
61110-87D01-01T	F-5		F-9	61610-95513	F-7	67275-95600	F-12	99000-10109-01T	G-7	01517-0650Z	B-2
61110-87D01-02M	F-5	61442-87D00	F-8			67288-94310	F-12	99000-10209-02M	G-7	01537-0610Z	D-9
61112-87D00	F-5		F-9	61631-87D00	F-5	67292-94300	F-12	99000-22540	G-7	01537-0840Z	B-2
61113-87D01	E-6	61443-87D00-26G	F-8	61633-87D00-01T	F-5	67294-95600	F-12	99000-25010	G-7	02112-0306Z	B-8
61124-87D00	D-9	61443-87D00-26H	F-8	61633-87D00-02M	F-5	67296-94300	F-12	99000-25160	G-7	02112-0408Z	D-3

60000

00000

90000

H3

PART NO.	ADDRESS NO.	PART NO.	ADDRESS NO.	PART NO.	ADDRESS NO.	PART NO.	ADDRESS NO.	PART NO.	ADDRESS NO.	PART NO.	ADDRESS NO.
02112-04103	G-6	08310-11062	D-5	09100-06120	E-9	09118-08127	F-5	09160-06015	D-10	09160-36007	F-2
02112-05122	D-3		D-8	09100-06121	F-5	09119-06047	C-5		F-5	09160-39001	D-11
	D-4	08310-12102	B-3	09100-06122	F-6	09119-06067	C-3		F-6	09161-06015	F-8
02112-05252	B-8		B-5	09100-06126	F-6	09125-04018	E-10	09160-06027	F-9		F-9
02112-06162	G-6	08310-22082	C-2		F-7	09125-04020	E-11	09160-06036	F-7	09161-06020	D-12
02112-06252	B-9	08310-22122	C-2	09100-06127	F-9	09125-05028	F-7	09160-06047	E-9		E-9
	D-3	08316-16062	B-9	09100-06131	C-5		F-9	09160-06052	D-5	09161-10009	E-8
02112-06352	D-3	08319-21065	D-8		F-5	09125-05046	E-10		D-6	09161-16008	C-4
02112-06402	G-6	08321-21038	B-8	09100-08090	D-2	09125-06063	D-12		D-7	09162-06001	E-5
02142-04127	G-5	08321-21042	D-3	09100-08160	E-9		E-9	09160-06062	C-5	09162-06006	C-7
02142-06202	D-9	08321-21052	B-8	09100-08214	E-6	09125-06069	E-9	09160-06068	F-5		E-7
03212-05129	D-5		D-3	09100-08220	E-6	09126-05003	F-12	09160-06082	D-12		E-9
03212-05169	D-5		D-4	09100-08224	E-6	09126-06005	B-3		F-5	09162-08007	C-4
	D-6	08321-21062	D-3	09100-08232	E-6		B-5		F-6		D-12
	D-7		D-4		F-12	09126-06008	E-9	09160-06100	D-4		E-7
03212-05205	D-8		F-7		G-5	09132-05025	B-4	09160-06101	D-4		E-9
	D-5		F-9	09100-08246	B-4		B-6	09160-08015	D-2		F-4
	D-6	08321-21082	D-2		B-6	09134-08010	C-7		G-5	09162-10005	D-11
	D-7	08321-31055	E-4		E-6	09135-06016	C-7	09160-08062	F-11		E-5
03212-05209	D-8	08321-31067	E-5	09100-08247	F-4	09139-02003	F-13	09160-08082	B-4		E-6
03212-05259	D-6	08321-31102	B-3	09100-08248	E-9	09140-04005	E-10		B-6		E-8
	D-8		B-5	09100-08257	C-4	09140-05001	C-3		D-12		E-10
03212-05305	D-7	08322-11082	D-2	09100-10155	E-5		C-5		E-6	09162-12005	D-10
03242-05129	F-7	08322-11102	B-3	09100-10156	E-5		F-7	09160-10082	E-8	09162-14004	E-8
	F-8		B-5	09100-10157	E-6		F-9		E-10	09164-13005	F-5
	F-9	08322-11122	C-2	09100-10159	E-8	09140-06004	F-12	09160-12044	D-10	09166-37001	F-2
	F-10	08322-21052	D-3	09100-10208	E-5	09140-08012	G-5	09160-12066	D-10	09168-06002	G-6
03242-05169	F-7		D-4	09100-10251	E-8	09140-08019	D-12		E-6	09168-10022	E-10
	F-9		D-5	09100-10253	E-10	09140-10031	D-11	09160-12075	E-6	09168-12001	G-6
03542-05089	F-10		D-8	09100-10263	E-10	09140-12028	D-10	09160-14039	E-8	09169-08038	E-6
04211-11129	B-2	08322-21062	B-9	09100-10264	E-10	09140-14030	E-8	09160-14040	E-8		E-7
04221-04089	B-7		C-2	09100-12042	E-6	09140-16026	F-2	09160-18011	D-4	09169-08039	F-5
06111-05004	C-7		C-3	09100-12045	D-10	09140-18007	D-4	09160-18019	E-10	09169-08040	F-11
06111-07004	C-7		D-4	09103-08188	B-9	09141-18005	E-10	09160-22046	D-10	09169-28003	D-11
07110-05255	E-4		F-7	09103-08191	E-7	09145-14001	E-8	09160-30035	F-4	09180-06120	D-3
07110-05305	E-4		F-9	09103-08196	B-3	09148-06008	F-8	09160-30036	F-4	09180-06175	D-4
07110-06355	E-5	08322-21082	C-2		B-5		F-10	09160-30037	F-4	09180-06187	D-5
08113-60100	F-4	08331-31356	B-7	09106-10044	B-3	09159-12014	E-6	09160-30038	F-4		D-6
08211-22361	B-7	08341-31059	D-4		B-5	09159-14014	G-5	09160-30039	F-4		D-7
08211-30384	F-4	09100-06103	C-7	09106-10045	B-2	09159-14020	D-10	09160-30041	F-4	09180-25082	F-3
08211-30385	F-4		E-5	09106-10046	B-2	09159-22003	D-10	09160-30042	F-4	09181-37001	F-2
08211-35481	B-7	09100-06113	D-10	09106-10047	B-3	09160-00001	F-4	09160-30043	F-4	09181-37002	F-2
08211-35522	B-7	09100-06117	D-10		B-5	09160-05024	D-5	09160-30044	F-4	09181-37003	F-2
08212-15301	C-6		E-7	09108-10089	B-3		F-7	09160-30045	F-4	09181-37004	F-2
08310-11047	G-5		F-5		B-5		F-9	09160-32005	F-2	09181-37005	F-2

PART NO.

ADDRESS NO.

PART NO.

PART NO.

PART NO.

PART NO.

PART NO.

09181-37006

09181-37007

09181-37008

09181-37009

09181-37010

09181-37011

09181-37012

09181-37013

09181-37014

F-2

F-2

F-2

F-2

F-2

F-2

F-2

F-2

F-2

09204-03001

09209-08019

09246-04003

09248-10005

09262-45005

09263-22045

09263-25048

09263-28026

09320-08044

E-10

E-11

B-6

B-5

E-10

B-7

B-7

B-7

B-7

09321-05019

09329-08002

09343-03051

09343-05016

09343-05137

09343-05147

09343-07176

09344-05014

09401-08409

F-11

F-7

F-9

B-11

B-2

B-11

B-7

B-2

F-11

09401-08411

09401-11402

09401-11407

09404-06202

09404-06203

09404-06205

09404-08201

09404-08203

09491-32008

B-4

B-6

B-9

C-2

C-2

C-2

C-2

C-3

C-3

09492-80003

09492-82002

09492-87001

09492-90002

09800-81800

09491-31007

09491-32008

09491-33003

09492-77001

B-4

B-6

B-9

C-2

C-2

C-2

C-3

C-3

C-3

09491-28012

09491-27007

09491-29009

09491-30009

09482-00278

09481-25001

09471-12077

09471-12001

09471-12077

B-6

B-9

C-2

E-9

C-2

C-2

C-2

C-2

C-2

B-10

B-10

B-10

B-10

B-10

B-10

B-10

B-10

B-10

H5